

TEZPUR UNIVERSITY तेजपुर विश्वविद्यालय



लेखापरीक्षा प्रतिवेदन के साथ वर्ष 2024-25 का वार्षिक लेखा
ANNUAL ACCOUNTS FOR THE YEAR 2024-25
WITH AUDIT REPORT

महानिदेशक लेखापरीक्षा(केंद्रीय)
कोलकाता का कार्यालय
जी.आई .प्रेस बिल्डिंग,
8 किरण शंकर रॉय रोड, कोलकाता- 700001



OFFICE OF THE DIRECTOR GENERAL OF AUDIT,
(CENTRAL),KOLKATA.
Govt.of India Press Building.,
8 Kiran Sankar Roy Road, Kolkata-700001

No.OA II (AB)/AR/2024-25/TU/205

Date: 02.12. 2025

To,
The Vice Chancellor,
Tezpur University, Napaam, Tezpur, Sonitpur, Assam-784028

Subject: Separate Audit Report on the accounts of the **Tezpur University, Tezpur**, for the financial year 2024-25.

Sir,

A copy of the Audit Opinion along with Separate Audit Report, in the prescribe format, on the accounts of the **Tezpur University, Tezpur**,for the financial year 2024-25,is forwarded herewith for information and necessary action.

2. Arrangement may please be made for preparation of Hindi Version of the Audit Opinion along with Separate Audit Report, at your end, and for sending the same directly to the Ministry.
3. It may please be ensured that the Audited Accounts and the Audit Opinion along with Separate Audit Report are placed before the apex body, for consideration and adoption, before the same are sent to the Government for being placed in the Parliament.
4. Two copies of the printed Annual Report, for the financial year 2024-25 (both English and Hindi Version), containing the Audited Accounts and the Audit Opinion along with Separate Audit Report, as laid before the Parliament, may please be forwarded to this Office, for necessary action at this end.

Enclose: As stated

Dy. Director (Inspection)



महानिदेशक लेखापरीक्षा, केन्द्रीय, कोलकाता
गवर्नमेंट ऑफ इण्डिया प्रेस बिल्डिंग (इस्ट विंग), प्रथम तल
8, किरण शंकर रॉय रोड, कोलकाता-700 001
Director General of Audit, Central, Kolkata
Government of India Press Building (East Wing), 1st Floor
8, Kiran Sankar Roy Road, Kolkata-700 001

उदय शंकर प्रसाद
Uday Shankar Prasad

D.O.No:OA-II(AB)/AR/2024-25/TU/215
Date: 02.12.2025

Dear *Shri Singh,*

I have audited the annual accounts of the Tezpur University, Assam, for the financial year 2024-25 and have issued the Audit Report thereon vide letter dated 02-12-2025. The following deficiencies, noticed during the course of audit, were not included in the Audit Report, but are brought to your notice, for corrective and remedial action.

1. Loans, Advances & Deposits (Schedule-8): ₹19.44 Crore

The above head was understated by ₹4.31 lakh due non-booking of prepaid expense made in respect of Membership Fee. The University considered the entire amount of Membership Fee as current year's revenue expense and booked the same under Administrative and General Expenses (Schedule 17). However, Membership fee of ₹4.31 lakh was paid for the period beyond FY.2024-25, which is required to be exhibited as prepaid expense under Loans, Advances & Deposits (Schedule-8), as given in the revised format of Accounts prescribed by MoE (Erstwhile MHRD). This further resulted in understatement of Corpus/Capital fund by same amount.

2. Fixed Assets (Schedule-4): ₹375.13 Crore

Tezpur University booked ₹2.70 lakh for renewal of annual subscription of software (CSD-Enterprise- Researcher license) (for 1 year subscription) and ₹2.22 lakh for renewal of existing license of Homer Pro Software (for 3 year subscription) as Intangible asset. As per Accounting Standard 26, subsequent expenditure on a recognized intangible asset is recognized as an expense if this expenditure is required to maintain the asset at its

originally assessed standard of performance. Hence, the amount of ₹4.92 lakh (2.70+2.22) should be treated as expense instead of recognizing the same as Fixed Assets. The resulted in overstatement of Fixed Assets by ₹4.92 lakh with the corresponding overstatement of Corpus /Capital Fund.

3. The University exhibited an expenditure of ₹18.81 crore under Earmarked Funds 'HEFA Loan'. University stated that said amount was taken out from Escrow Account for payment of Contractor's bills. However, no Utilization Certificate (UC) was obtained from the Contractor. University needs to obtain UC from the Contractor and required accounting treatment may be given in books of accounts as per prescribed format of account. This needs to be reconciled.

with regards

Yours sincerely,



Prof. Shambhu Nath Singh,
Vice Chancellor,
Tezpur University,
Napaam, Tezpur, Sonitpur
Assam-784028

Opinion of the Comptroller & Auditor General of India on the Accounts of the Tezpur University, Tezpur, Sonitpur, Assam for the year ended 31 March 2025

Opinion

We have audited the financial statement of the **Tezpur University, Tezpur, Assam** which comprise the statement of financial position as at 31 March 2025 and the Income & Expenditure Account and Receipts & Payment Account for the year ended, and notes to the financial statement, including a summary of significant accounting policies under Section 19(2) of the Comptroller & Auditor General's (Duties, Power & Conditions of Service) Act, 1971 read with Section 32(1) of the **Tezpur University Act, 1993**.

This Audit Report contains the comments of the Comptroller & Auditor General of India (CAG) on the accounting treatment only with regard to classification, conformity with the best accounting practices, accounting standards, disclosure norms, etc. Audit observations on financial transactions regarding compliance with the Law, Rules and Regulations (Propriety & Regularity) and efficiency cum performance aspects, etc. if any, are reported through inspection reports/ CAG's audit reports separately.

In our opinion the accompanying financial statements of Tezpur University, Tezpur, Assam, read together with the accounting policies and Notes thereon and other matters mentioned in the Separate Audit Report, which follows, **give a true and fair view** of the financial position of the autonomous body as at March 31, 2025. and (of) financial performance and its cash flows for the year then ended in accordance with the revised Format of Accounts Prescribed by Ministry of Education (Erstwhile MHRD), Government of India for Central Higher Education Institution.

Basis for Opinion

We conducted our audit in accordance with CAG's auditing regulations/standards/manuals/guidelines/guidance-notes/orders/circulars etc. Our responsibilities are further described in the Auditor's *Responsibilities for the Audit of the Financial Statements* section of our report. We are independent of the autonomous body in accordance with ethical requirements that are relevant to our audit of the financial statements, and we have fulfilled our other ethical responsibilities in accordance with these requirements. We believe that the audit evidence we have obtained is sufficient and appropriate to provide a basis for our opinion.

Responsibilities of Management for the financial statements

The Board of Management of the Tezpur University, Napaam, Tezpur, Assam is responsible for the preparation and fair presentation of the financial statements in accordance with revised Format of Accounts Prescribed by Ministry of Education (Erstwhile MHRD), and for internal control as management determines is necessary to enable the preparation of financial statements that are free from material misstatement, whether due to fraud or error.

Auditor's Responsibilities for the Audit of the Financial Statements

Our objectives are to obtain reasonable assurance about whether the financial statements as a whole are free from material misstatement, whether due to fraud or error, and to issue an auditor's report that includes our opinion in accordance with CAG's auditing regulations/standards/manuals/guidelines/guidance-notes/orders/circulars etc.

For and on behalf of the CAG of India



**(Uday Shankar Prasad)
Director General of Audit
(Central), Kolkata**

**Place: Kolkata
Date: 02-12-2025.**

Separate Audit Report on the accounts of the Tezpur University, Tezpur, Sonitpur Assam for the financial year ended 31 March 2025

Comments on Accounts

A. General

1.1. The following Prior Period expenses should be disclosed separately in Schedule 22:

- a) Membership Fee of ₹5.54 lakh pertaining to previous years (prior to 2024-25), should be disclosed separately under prior period expense (Schedule 22) instead of depicting the same under Other Recurring Expenses (Schedule 17)
- b) Repair and Maintenance of Office Equipment amounting to Rs.6.44 lakh was pertaining to the period prior to 2024-25 which should be disclosed separately under Prior period Expense (Schedule 22).

1.2. Annexure-A to Schedule 5 and Annexure-A to Schedule 6 should include the “Original date of investment” along with “Date of re-investment” as these Annexures separately depicted original Principal value of these Investment, and the interest accumulated through reinvestment. This needs to be reviewed.

B. Management Letter

Deficiencies which have not been include in this Separate Audit Report have been brought to the notice of the Management through a Management Letter issued separately for remedial/corrective action.

C. Assessment of Internal Control

3.1. Adequacy of Internal Audit System

The Internal Audit System of the University is inadequate, due to the following:

- i. Accounts are no coded.
- ii. The scope of Internal Audit is not satisfactory.
- iii. The Internal Audit Department is not adequately staffed.
- iv. No staff available in Internal Audit wing.

3.2. Adequacy of Internal Control System

The Internal Control System of the Institute is inadequate as there is no adequate procedure to ensure that assets acquired between two renewal dates are covered by insurance.

3.3 Physical Verification of Fixed Assets

The University has conducted physical verification of Fixed Assets for the financial year 2024-25.

3.4. Physical Verification of Inventories

The University has conducted physical verification of Inventories for the financial year 2024-25.

3.5 Statutory Dues

Statutory Liabilities amounting to ₹0.57 lakh (Labour Welfare Cess) during the financial year 2024-25 is yet to be disposed of.

D. Grants-in Aid

Tezpur University, Assam is mainly financed by Government of India. The University had an opening balance of unspent grants amounting ₹14.19 crore (Capital). During 2024-25. Grants-in aid sanctioned and received by the University was ₹160.00 crore (Revenue: ₹150.50 crore and Capital: ₹9.50 crore). Out of the total available grants of ₹174.19 crore (Revenue: ₹150.50 and Capital: ₹23.69 crore), the University utilized ₹160.00 crore (Revenue: ₹150.50 crore and Capital: ₹9.50 crore) during the financial year 2024-25, leaving an unspent balance of Rs.14.19 crore (Capital) as on 31st March 2025.

Place:Kolkata
Date: 02-12-2025.



Director General of Audit
(Central), Kolkata

TEZPUR UNIVERSITY, TEZPUR, ASSAM

ANNUAL ACCOUNTS 2024-25

INDEX

Sl. No.	SCHEDULES	PARTICULARS	PAGE NO.
1.	BALANCE SHEET		01
2.	INCOME & EXPENDITURE ACCOUNT		02
3.	SCHEDULE - 1	: CORPUS/ CAPITAL FUND	03
4.	SCHEDULE - 2	: DESIGNATED/ EARMARKED/ ENDOWMENT FUNDS	04-07
5.	SUB SCHEDULE - 2A	: DETAILS OF ENDOWMENT FUNDS	08
6.	SCHEDULE- 3	: CURRENT LIABILITIES & PROVISIONS	09-11
7.	SUB SCHEDULE - 3A	: SPONSORED PROJECTS	12-23
8.	SUB SCHEDULE - 3B	: SPONSORED SEMINAR & WORKSHOPS	24-26
9.	SUB SCHEDULE - 3C	: CONSULTANCY PROJECTS	27
10.	SUB SCHEDULE - 3D	: SPONSORED FELLOWSHIPS & SCHOLARSHIPS	28
11.	SUB SCHEDULE - 3E	: UN-UTILISED GRANTS	29
12.	SCHEDULE- 4	: FIXED ASSETS	30
13.	SUB SCHEDULE - 4A	: FIXED ASSETS - CREATION OF CAPITAL ASSETS	31
14.	SUB SCHEDULE - 4B	: FIXED ASSETS - EARMARKED FUND	32
15.	SUB SCHEDULE - 4C	: FIXED ASSETS - OTHER ASSETS	33
16.	SUB SCHEDULE -4D	: FIXED ASSETS - INTERNAL REVENUE GENERATION	34
17.	ANNEXURE - A	: FIXED ASSETS - INTEGIBLE ASSETS	35
18.	SCHEDULE- 5	: INVESTMENTS: EARMARKED/ENDOWMENT FUNDS	36
19.	SUB SCHEDULE - 5A	: FUNDWISE EARMARKED/ENDOWMENT FUNDS	36
20.	SCHEDULE- 6	: INVESTMENT- OTHERS	37
21.	SUB SCHEDULE - 6A	: DETAILS OF INVESTMENT- OTHERS	37
22.	ANNEXURE - A	: STATEMENT OF INVESTMENTS	38-41
23.	SCHEDULE - 7	: CURRENT ASSETS	42
24.	SUB SCHEDULE - 7A	: BANK BALANCES	43-45
25.	SCHEDULE - 8	: LOANS, ADVANCES & DEPOSITS	46
26.	SUB SCHEDULE - 8A	: DETAILS OF LOANS, ADVANCES & DEPOSITS	47-48

27.	SCHEDULE - 9	: ACADEMIC RECEIPTS	49
28.	SCHEDULE - 10	: GRANTS/ SUBSIDIES	50
29.	SCHEDULE - 11	: INCOME FROM INVESTMENTS	51
30.	SCHEDULE - 12	: INTEREST EARNED	52
31.	SCHEDULE - 13	: OTHER INCOME	53
32.	SCHEDULE - 14	: PRIOR PERIOD INCOME	54
33.	SCHEDULE - 15	: STAFF PAYMENT & BENEFITS	55
34.	SUB SCHEDULE - 15A	: EMPLOYEES RETIREMENT & TERMINAL BENEFITS	56
35.	SCHEDULE - 16	: ACADEMIC EXPENSES	57
36.	SCHEDULE - 17	: ADMINISTRATIVE & GENERAL EXPENSES	58
37.	SUB SCHEDULE - 17A	: DETAILS OF OTHER RECURRING EXPENDITURE	59
38.	SCHEDULE - 18	: TRANSPORTATION EXPENSES	60
39.	SCHEDULE - 19	: REPAIR & MAINTENANCE	61
40.	SCHEDULE - 20	: FINANCE COSTS	62
41.	SCHEDULE - 21	: OTHER EXPENSES	63
42.	SCHEDULE - 22	: PRIOR PERIOD EXPENSES	64
43.	SCHEDULE - 23	: SIGNIFICANT ACCOUNTING POLICIES	65-69
44.	SCHEDULE - 24	: CONTINGENT LIABILITIES AND NOTES TO ACCOUNTS	70-71
45.	RECEIPT & PAYMENTS ACCOUNTS		72-73
46.		BALANCE SHEET	74
47.	GENERAL PROVIDENT FUND ACCOUNT AND CONTRIBUTORY PROVIDENT FUND ACCOUNT	INCOME AND EXPENDITURE ACCOUNT	75
48.		RECEIPT & PAYMENT ACCOUNT	75
49.		STATEMENT OF GPF/ CPF INVESTMENTS	76
50.		BALANCE SHEET	77
51.	NEW PENSION SCHEME ACCOUNT	INCOME AND EXPENDITURE ACCOUNT	77
52.		RECEIPT & PAYMENT ACCOUNT	77

TEZPUR UNIVERSITY, ASSAM
BALANCE SHEET AS AT 31st MARCH 2025

(Amount in Rupees)

SOURCES FUNDS	Schedule	Current Year	Previous Year
CORPUS/ CAPITAL FUND	1		
Capital Fund		48,91,11,664	97,33,85,652
DESIGNATED/ EARMARKED/ ENDOWMENT FUNDS	2		
Endowment Fund		35,68,487	31,07,005
Designated/ Earmarked Fund		53,86,94,441	53,96,80,832
CURRENT LIABILITIES & PROVISIONS	3		
Current Liabilities		77,83,07,861	71,72,86,212
Provisions		3,37,64,85,040	2,92,99,10,689
TOTAL		5,18,61,67,493	5,16,33,70,390
APPLICATION OF FUNDS			
FIXED ASSETS	4		
Tangible Assets		3,64,48,92,770	3,67,78,95,985
Intangible Assets		71,04,437	1,15,24,938
Capital Work-in-Progress		9,93,19,066	68,38,630
INVESTMENTS FROM EARMARKED/ ENDOWMENT FUNDS	5		
Long Term		23,22,242	23,22,242
Short Term		0	0
INVESTMENT OTHERS	6		
Long Term/Short Term		35,34,57,021	41,34,57,021
CURRENT ASSETS	7		
Cash & Bank Balances		87,35,15,520	81,11,78,959
Closing Stock		1,11,66,941	46,02,803
LOANS, ADVANCES & DEPOSITS	8		
Loans, Advances & Deposits		19,43,89,496	23,55,49,812
TOTAL		5,18,61,67,493	5,16,33,70,390
SIGNIFICANT ACCOUNTING POLICIES	23		
CONTINGENT LIABILITIES AND NOTES TO ACCOUNTS	24		


FINANCE OFFICER

वित्त अधिकारी
तेजपुर विश्वविद्यालय

01


REGISTRAR

Registrar
Tezpur University

TEZPUR UNIVERSITY, ASSAM

INCOME AND EXPENDITURE ACCOUNT FOR THE YEAR ENDED ON 31st MARCH 2025

(Amount in Rupees)

Particulars	Schedule	Current Year	Previous Year
<u>INCOME</u>			
Academic Receipts	9	18,62,34,911	16,99,73,168
Grants/ Subsidies	10	1,50,50,00,000	1,51,30,00,000
Income from Investments	11	81,40,317	79,30,248
Interest Earned	12	3,04,254	2,95,825
Other Incomes	13	3,03,34,051	7,01,72,875
Prior Period Income	14	0	53,16,005
TOTAL (A)		1,73,00,13,533	1,76,66,88,121
<u>EXPENDITURE</u>			
Staff Payments & Benefits	15	1,68,72,19,902	1,88,19,74,520
Academic Expenses	16	8,46,36,463	8,04,61,247
Administrative and General Expenses	17	29,16,51,149	47,23,26,614
Transportation Expenses	18	81,86,688	88,26,661
Repairs & Maintenance	19	7,24,08,799	4,54,90,527
Finance Costs	20	1,77,519	3,43,886
Depreciation	4	17,11,69,914	16,32,73,259
Other Expenses	21	0	0
Prior Period Expenses	22	0	0
TOTAL (B)		2,31,54,50,435	2,65,26,96,713
Balance being excess of Expenditure over Income (A- B)		-58,54,36,901	-88,60,08,593
Transfer of IRG to the extent utilised for Creation of Capital Assets		29,92,961	0
Transfer of IRG to the extent utilised for Repayment of HEFA Loan		1,53,71,000	0
Balance Being Surplus /Deficit Carried to Capital Fund		-60,38,00,862	-88,60,08,593

SIGNIFICANT ACCOUNTING POLICIES

23

CONTINGENT LIABILITIES AND NOTES TO ACCOUNTS

24

FINANCE OFFICER

02

वित्त अधिकारी
तेजपुर विश्वविद्यालय
Finance Officer

REGISTRAR

Registrar

TEZPUR UNIVERSITY, ASSAM

SCHEDULE- 1: CAPITAL FUND

(Amount in Rupees)

Particulars		Current Year	Previous Year
	Balance at the beginning of the year	97,33,85,652	1,77,40,31,529
Add:	Grants from UGC, Govt. of India and State Govt. to the extent utilised for Capital Expenditure	9,50,00,000	7,45,77,342
Add:	Assets Purchased out of Earmarked Funds	4,06,57,460	1,31,81,124
Add:	Notional/Residual Value of Books Gifted to the University	0	1
Add:	Transfer of IRG to the extent utilised for Creation of Capital Assets	29,92,961	0
Less:	XII Plan-Estt. and Devmt. of Hindi Dept. in CU.	62,674	2,00,000
Less:	Refund of Assigement Limit (Projects)	1,49,32,625	3,63,101
Less:	Adjustment for Endowment/Sponsored Projects/ Debt & Deposits	27,65,497	0
Add:	Miscellaneous Adjustments	45,80,344	2,23,479
Less:	Adjustment of Un-Traced Credits (Projects)	59,42,790	0
Less:	Adjustment of Un-Traced Credits (Recurring)	305	0
Less:	Refund of Interest (Capital)	0	6,63,920
Less:	Refund of Interest (Recurring)	0	6,24,851
Less:	Refund of Interest (Salary)	0	3,20,400
Add:	Excess of Expenditure over Income transferred from the Income & Expenditure Account	-60,38,00,862	-88,60,08,593
TOTAL		48,91,11,664	97,33,85,652
Balance at the year end		48,91,11,664	97,33,85,652


 वित्त अधिकारी
 TEZPUR UNIVERSITY
 FINANCE OFFICER

03


 REGISTRAR
 Tezpur University

TEZPUR UNIVERSITY, ASSAM

SCHEDULE 2: DESIGNATED/EARMARKED/ENDOWMENT FUNDS

(Amount in Rupees)

PARTICULARS	FUND: HBA	ENDOWMENT	CORPUS FUND	AICTE-CAFES,NER HOSTEL SCHEME	MBA DEVELOPMENT FUND	TU DEBT & DEPOSITS	TU DEVELOPMENT FUND	CURRENT YEAR CARRIED FORWARD	PREVIOUS YEAR
A.									
Opening balance of the funds	5,69,19,868	31,07,005	7,13,86,241	1,50,00,000	1,41,07,708	2,64,23,474	4,51,59,208	23,21,03,504	18,76,03,672
a) Additions during the year	-	1,18,000	42,89,138	-	5,00,000	-	2,49,25,000	2,98,32,138	4,94,29,418
b) Income from Investments	-	-	-	-	-	-	-	-	72,96,177
c) Accrued interest on Investment /Advances	12,61,196	2,40,465	13,89,032	-	-	-	-	28,90,693	25,42,542
d) Interest on Saving Bank a/c	2,769	-	26,39,599	-	2,578	1,628	3,897	26,50,471	9,85,714
e) Interest of earlier year credited to Capital	-	-	-	11,67,705	-	-	-	11,67,705	-
f) Rectification of Previour Years	-	-	-	-	-	-	-	-	-
g) HBA Interest Recovered	-	-	-	-	-	-	-	-	-
h) Adjustment of Previous Year	-	-	-	-	-	-	-	-	-
i) Internal Loan from University	-	-	-	-	-	-	-	-	-
j) Employer's Contribution to CPF / NCPF	-	-	-	-	-	-	-	-	-
k) Adjustment to Capital Fund	-	2,24,652	7,80,414	-	-	-	1,69,601	11,74,667	3,30,448
l) Transfer to Current Assets	-	-	-	-	-	-	-	-	-
TOTAL (A)	5,81,83,833	36,90,122	8,04,84,424	1,61,67,705	1,46,10,286	2,64,25,102	7,02,57,706	26,98,19,178	24,81,87,971
B.									
Expenditure towards objectives of Funds:									
a) Expenditure on Activities	-	1,21,635	39,49,170	-	2,09,077	-	-	42,79,882	35,22,141
b) Capital Expenditure	-	-	1,64,39,827	1,43,19,066	-	-	94,14,329	4,01,73,222	1,25,62,326
c) Bank Account	-	-	-	-	-	-	-	-	-
d) Refund made	-	-	-	-	-	-	-	-	-
e) Expenditure (Advance)	-	-	-	-	-	-	-	-	-
f) Long Outstanding items written off	-	-	-	-	-	-	-	-	-
g) Employee's Subscription to NPS	-	-	-	-	-	-	-	-	-
h) Employer's Contribution to NPS	-	-	-	-	-	-	-	-	-
i) Adjusted against Capital Fund	4,05,270	-	-	-	-	-	-	4,05,270	-
TOTAL (B)	4,05,270	1,21,635	2,03,88,997	1,43,19,066	2,09,077	-	94,14,329	4,48,58,374	1,60,84,467
NET BALANCE AS AT THE YEAR-END (A-B)	5,77,78,563	35,68,487	6,00,95,427	18,48,639	1,44,01,209	2,64,25,102	6,08,43,377	22,49,60,804	23,21,03,504
<i>Represented by</i>									
Cash & Bank Balances	3,33,49,704	1,18,000	4,35,42,502	18,48,639	1,44,01,208	2,64,25,102	6,08,43,377	18,05,28,530	16,84,75,419
Investments	-	23,22,242	1,21,82,868	-	-	-	-	1,45,05,110	1,45,05,110
Interest Accrued but not due	1,03,45,369	11,28,245	25,94,772	-	-	-	-	1,40,68,386	1,27,53,985
Adjustments & Others	-1	-	-	-	1	-	-	-	1,80,827
Advance	1,40,83,491	-	17,75,285	-	-	-	-	1,58,58,776	3,61,88,162
Total	5,77,78,563	35,68,487	6,00,95,427	18,48,639	1,44,01,209	2,64,25,102	6,08,43,377	22,49,60,804	23,21,03,504

FINANCE OFFICER

वित्त अधिकारी
तेजपुर विश्वविद्यालय
Finance Officer
Tezpur University

REGISTRAR

Registrar
Tezpur University
Napaam, Tezpur

SCHEDULE 2: DESIGNATED/EARMARKED/ENDOWMENT FUNDS

(Amount in Rupees)

PARTICULARS	AMOUNT BROUGHT FORWARD	RAMP: MINISTRY OF SOCIAL JUSTICE	CDOE	MBA EXECUTIVE PROGRAMME	PMMNMT	TLC (SELF SUSTAINING)	GOA NSS	CURRENT YEAR	PREVIOUS YEAR
A.									
Opening balance of the funds	23,21,03,504	8,56,199	55,66,472	71,29,389	0	20,64,198	95,490	24,78,15,252	19,91,22,057
a) Additions during the year	2,98,32,138	-	28,42,679	39,43,900	-	12,06,600	1,50,000	3,79,75,317	6,12,39,452
b) Income from Investments	-	-	-	-	-	-	-	-	72,96,177
c) Accrued interest on Investment /Advances	28,90,693	-	-	-	-	-	-	28,90,693	25,42,542
d) Interest on Saving Bank a/c	26,50,471	-	37,850	-	-	-	119	26,88,440	11,11,309
e) Interest of earlier year credited to Capital	11,67,705	-	-	-	-	-	-	11,67,705	-
f) Rectification of Previour Years	-	-	-	-	-	-	-	-	-
g) HBA Interest Received	-	-	-	-	-	-	-	-	-
h) Adjustment of Previous Year	-	-	-	-	-	-	-	-	-
i) Internal Loan from University	-	-	-	-	-	-	-	-	-
j) Employer's Contribution to CPF / NCPF	-	-	-	-	-	-	-	-	-
k) Adjustment to Capital Fund	11,74,667	-	8,49,101	-	-	-	-	20,23,768	3,66,208
l) Transfer to Current Assets	-	-	-	-	-	-	-	-	-
TOTAL (A)	26,98,19,178	8,56,199	92,96,102	1,10,73,289	0	32,70,798	2,45,609	29,45,61,175	27,16,77,745
B.									
Expenditure towards objectives of Funds:									
a) Expenditure on Activities	42,79,882	-	19,27,554	27,64,411	-	16,82,944	1,59,620	1,08,14,411	1,07,91,266
b) Capital Expenditure	4,01,73,222	-	3,01,628	1,82,610	-	-	-	4,06,57,460	1,30,71,227
c) Bank Account	-	-	-	-	-	-	-	-	-
d) Refund made	-	-	-	-	-	-	-	-	-
e) Expenditure (Advance)	-	-	-	-	-	-	-	-	-
f) Long Outstanding items written off	-	-	-	-	-	-	-	-	-
g) Employee's Subscription to NPS	-	-	-	-	-	-	-	-	-
h) Employer's Contribution to NPS	-	-	-	-	-	-	-	-	-
i) Adjusted against Capital Fund	4,05,270	-	-	-	-	-	-	4,05,270	-
TOTAL (B)	4,48,58,374	-	22,29,182	29,47,021	-	16,82,944	1,59,620	5,18,77,141	2,38,62,493
NET BALANCE AS AT THE YEAR END (A-B)	22,49,60,804	8,56,199	70,66,920	81,26,268	0	15,87,854	85,989	24,26,84,034	24,78,15,252
<i>Represented by</i>									
Cash & Bank Balances	18,05,28,530	8,56,199	67,27,970	81,08,196	-	15,87,854	77,229	19,78,85,978	18,41,87,166
Investments	1,45,05,110	-	-	-	-	-	-	1,45,05,110	1,45,05,110
Interest Accrued but not due	1,40,68,386	-	-	-	-	-	-	1,40,68,386	1,27,53,985
Pull Back by Funding Agency	-	-	-	-	-	-	8,760	8,760	-
Adjustments & Others	-	-	3,38,950	-	-	-	-	3,38,950	1,80,827
Advance	1,58,58,776	-	-	18,072	-	-	-	1,58,76,848	3,61,88,162
Total	22,49,60,804	8,56,199	70,66,920	81,26,268	0	15,87,854	85,989	24,26,84,034	24,78,15,252

FINANCE OFFICER

वित्त अधिकारी
तेजपुर विश्वविद्यालय
Finance Officer
Tezpur University

05

REGISTRAR
Registrar

Tezpur University
Napaam, Tezpur

SCHEDULE 2: DESIGNATED/EARMARKED/ENDOWMENT FUNDS

(Amount in Rupees)

PARTICULARS	AMOUNT BROUGHT FORWARD	CSAB	WOMEN STUDY CENTRE	EWS SCHEME (RECURRING)	GOA-Construction of Multi Purpose Indoor Hall	EWS SCHEME (CAPITAL)	TU ALUMNI ENDOWMENT	CURRENT YEAR	PREVIOUS YEAR
A.									
Opening balance of the funds	24,78,15,252	2,73,840	-5,62,032	2,00,02,065	15,00,00,000	0	5,62,485	41,80,91,610	21,94,06,740
a) Additions during the year	3,79,75,317	-	50,91,445	-	-	-	7,002	4,30,73,764	21,48,81,300
b) Income from Investments	-	-	-	-	-	-	-	-	72,96,177
c) Accrued interest on Investment /Advances	28,90,693	-	-	-	-	-	41,867	29,32,560	25,45,871
d) Interest on Saving Bank a/c	26,88,440	-	-	-	-	-	44	26,88,484	11,11,952
e) Interest of earlier year credited to Capital	11,67,705	-	-	-	-	-	-	11,67,705	-
f) Rectification of Previour Years	-	-	-	-	-	-	-	-	-
g) HBA Interest Received	-	-	-	-	-	-	-	-	-
h) Adjustment of Previous Year	-	-	-	-	-	-	-	-	-
i) Internal Loan from University	-	-	-	-	-	-	-	-	-
j) Employer's Contribution to CPF / NCPF	-	-	-	-	-	-	-	-	-
k) Adjustment to Capital Fund	20,23,768	-	-	-	-	-	-	20,23,768	3,66,208
l) Transfer to Current Assets	-	-	-	-	-	-	-	-	-
TOTAL (A)	29,45,61,175	2,73,840	45,29,413	2,00,02,065	15,00,00,000	0	6,11,398	46,99,77,891	44,56,08,248
B.									
Expenditure towards objectives of Funds:									
a) Expenditure on Activities	1,08,14,411	-	45,17,289	-	-	-	-	1,53,31,700	1,44,45,146
b) Capital Expenditure	4,06,57,460	-	-	-	-	-	-	4,06,57,460	1,30,71,227
c) Bank Account	-	-	-	-	-	-	-	-	265
d) Refund made to the Funding Agencies/Interna	-	-	-	-	-	-	-	-	-
e) Pull-back by RBI	-	-	12,124	-	-	-	-	12,124	-
f) Long Outstanding items written off	-	-	-	-	-	-	-	-	-
g) Employee's Subscription to NPS	-	-	-	-	-	-	-	-	-
h) Employer's Contribution to NPS	-	-	-	-	-	-	-	-	-
i) Adjusted against Capital Fund	4,05,270	-	-	-	-	-	-	4,05,270	-
TOTAL (B)	5,18,77,141	-	45,29,413	-	-	-	-	5,64,06,554	2,75,16,638
NET BALANCE AS AT THE YEAR-END (A-B)	24,26,84,034	2,73,840	0	2,00,02,065	15,00,00,000	0	6,11,398	41,35,71,337	41,80,91,610
<i>Represented by</i>									
Cash & Bank Balances	19,78,85,978	2,73,840	-	2,00,02,065	10,07,79,000	-	7,502	31,89,48,384	35,39,01,495
Investments	1,45,05,110	-	-	-	-	-	5,58,700	1,50,63,810	1,50,63,810
Interest Accrued but not due	1,40,68,386	-	-	-	-	-	45,196	1,41,13,582	1,27,57,314
Pull Back by Funding Agency	8,760	-	-	-	-	-	-	8,760	-
Adjustments & Others	3,38,950	-	-	-	-	-	-	3,38,950	1,80,827
Advance	1,58,76,848	-	-	-	4,92,21,000	-	-	6,50,97,848	3,61,88,162
Total	24,26,84,034	2,73,840	0	2,00,02,065	15,00,00,000	0	6,11,398	41,35,71,337	41,80,91,610

FINANCE OFFICER

वित्त अधिकारी
तेजपुर विश्वविद्यालय
Finance Officer
Tezpur University

06

REGISTRAR

Registrar
Tezpur University
Napaam, Tezpur

SCHEDULE 2: DESIGNATED/EARMARKED/ENDOWMENT FUNDS

(Amount in Rupees)

PARTICULARS	AMOUNT BROUGHT FORWARD	HEFA LOAN	Earmarked for repayment of HEFA Loan	Girls Hostel (BJRCY)	NCC Activities	XII Plan-Estt. and Devmt. of Hindi Dept. in CU.	CSTT- Scheme of Production of University Level Books in India Language	CURRENT YEAR	PREVIOUS YEAR
A.									
Opening balance of the funds	41,80,91,610	7,45,20,300	4,95,85,824	5,00,000	-	90,103	-	54,27,87,837	34,16,72,111
a) Additions during the year	4,30,73,764	13,83,39,000	1,53,71,000	-	-	-	5,00,000	19,72,83,764	46,69,26,718
b) Income from Investments	-	-	-	-	-	-	-	-	72,96,177
c) Accrued interest on Investment /Advances	29,32,560	-	25,72,107	-	-	-	-	55,04,667	39,70,004
d) Interest on Saving Bank a/c	26,88,484	13,32,960	1,80,400	-	-	-	5,096	42,06,940	20,30,235
e) Interest of earlier year credited to Capital	11,67,705	-	-	-	-	-	-	11,67,705	-
f) Rectification of Previour Years	-	-	-	-	-	-	-	-	-
g) Misc. Receipts	-	4,97,66,074	13,83,39,000	-	-	-	-	18,81,05,074	-
h) Adjustment of Previous Year	-	-	-	-	-	-	-	-	-
i) Internal Loan from University	-	-	-	-	-	-	-	-	-
j) Employer's Contribution to CPF / NCPF	-	-	-	-	-	-	-	-	-
k) Adjustment to Capital Fund	20,23,768	-	-	-	-	62,622	-	20,86,390	3,66,208
l) Transfer to Current Assets	-	-	-	-	-	-	-	-	-
TOTAL (A)	46,99,77,891	26,39,58,334	20,60,48,331	5,00,000	0	152725	505096	94,11,42,377	82,22,61,453
B.									
Expenditure towards objectives of Funds:									
a) Expenditure on Activities	1,53,31,700	13,83,39,000	15,37,10,000	-	-	-	-	30,73,80,700	26,62,92,107
b) Capital Expenditure	4,06,57,460	-	-	-	-	-	-	4,06,57,460	1,31,81,124
c) Bank Account	-	-	-	-	-	-	-	-	265
d) Refund made	-	-	-	-	-	1,52,725	5,05,096	6,57,821	-
e) Expenditure	12,124	4,97,66,074	-	-	-	-	-	4,97,78,198	-
f) Long Outstanding items written off	-	-	-	-	-	-	-	-	-
g) Employee's Subscription to NPS	-	-	-	-	-	-	-	-	-
h) Employer's Contribution to NPS	-	-	-	-	-	-	-	-	-
i) Adjusted against Capital Fund	4,05,270	-	-	-	-	-	-	4,05,270	120
TOTAL (B)	5,64,06,554	18,81,05,074	15,37,10,000	-	-	1,52,725	5,05,096	39,88,79,449	27,94,73,616
NET BALANCE AS AT THE YEAR-END (A-B)	41,35,71,337	7,58,53,260	5,23,38,331	5,00,000	0	0	0	54,22,62,928	54,27,87,837
<i>Represented by</i>									
Cash & Bank Balances	31,89,48,384	7,58,53,260	89,66,618	5,00,000	-	-	-	40,42,68,262	43,77,98,116
Investments	1,50,63,810	-	3,84,27,500	-	-	-	-	5,34,91,310	5,34,91,310
Interest Accrued but not due	1,41,13,582	-	49,44,213	-	-	-	-	1,90,57,795	1,51,29,420
Pull Back by Funding Agency	8,760	-	-	-	-	-	-	8,760	-
Adjustments & Others	3,38,950	-	-	-	-	-	-	3,38,950	1,80,827
Advance	6,50,97,848	-	-	-	-	-	-	6,50,97,848	3,61,88,162
Total	41,35,71,337	7,58,53,260	5,23,38,331	5,00,000	0	0	0	54,22,62,928	54,27,87,837

FINANCE OFFICER

वित्त अधिकारी
तेजपुर विश्वविद्यालय
Finance Officer
Tezpur University

REGISTRAR

Registrar
Tezpur University
Napaam, Tezpur

SCHEDULE 2A: ENDOWMENT FUNDS

(Amount in Rupees)

NAME OF THE ENDOWMENT	Opening Balance		Additions during the Year		Total		Expenditure	Closing Balances		
	Endowment	Accumulated Interest	Endowment	Accumulated Interest and Adj.	Endowment	Accumulated Interest		Endowment	Accumulated Interest	Total
Pratibha Kath Hazarika Memorial	93,644	94,285	-	19,348	93,644	1,13,633	-	93,644	1,13,633	2,07,277
T & I Gold Medal	1,70,496	9,479	-	35,021	1,70,496	44,500	16,770	1,70,496	27,730	1,98,226
Best Student: Polymer Science Gold Medal	90,072	94,556	-	20,658	90,072	1,15,214	-	90,072	1,15,214	2,05,286
Late Kailash Dutta	1,20,000	62,897	-	7,290	1,20,000	70,187	-	1,20,000	70,187	1,90,187
ICAI For Bcom Gold Medal	3,00,000	62,157	-	37,448	3,00,000	99,605	24,770	3,00,000	74,835	3,74,835
Late MC Bora	2,00,000	77,388	-	12,560	2,00,000	89,948	18,225	2,00,000	71,723	2,71,723
Sitaram Jindal Foundation	6,31,500	21,829	-	51,333	6,31,500	73,162	33,540	6,31,500	39,622	6,71,122
Bhagwati Essay Competitions	1,50,000	13,262	-	12,791	1,50,000	26,053	-	1,50,000	26,053	1,76,053
Adjustment of previous year Endowment Fund	-	3,51,045	-	2,24,652	-	5,75,697	-	-	5,75,697	5,75,697
Gold Medal: Best Graduate (Spring Valley)	3,00,000	6,822	-	25,494	3,00,000	32,316	24,770	3,00,000	7,546	3,07,546
Late Banashree Memorial, Business Administration	2,66,530	-8,957	-	18,522	2,66,530	9,565	3,560	2,66,530	6,005	2,72,535
Hon'ble Governor Assam's Medal To Meritorious Students of TU	-	-	1,18,000	-	1,18,000	-	-	1,18,000	-	1,18,000
TOTAL	23,22,242	7,84,763	1,18,000	4,65,117	24,40,242	12,49,880	1,21,635	24,40,242	11,28,245	35,68,487

FINANCE OFFICER

विज्ञान अधिकारी
तेजपुर विश्वविद्यालय
Finance Officer
Tezpur University

REGISTRAR

Registrar
Tezpur University
Napaam, Tezpur

TEZPUR UNIVERSITY, ASSAM

SCHEDULE 3: CURRENT LIABILITIES & PROVISIONS

(Amount in Rupees)

	PARTICULARS	Current Year	Previous Year
A	CURRENT LIABILITIES		
	1. Deposit from Staff	0	0
	2. Deposit from Students	2,98,91,962	2,68,05,968
	3. Sundry Creditors		
	a) For Goods & Services	0	0
	b) Others	14,89,45,884	13,71,66,826
	4. Deposit Others (including EMD Security Deposit)	0	0
	5. Statutory Liabilities		
	a) Gratuity	0	0
	b) Leave Encashment	0	0
	6. Other Current Liabilities		
	a) Receipts against Sponsored Projects	38,17,48,668	36,54,95,896
	b) Receipts against Sponsored Fellowships/Scholarships	46,15,746	43,68,462
	c) Unutilised Grants	14,18,61,510	14,18,61,510
	d) Alumni Association Fee	0	0
	e) Other Liabilities	7,12,25,374	4,00,93,764
	f) Refundable Interest on Capital Grant to UGC	807	1,26,454
	g) Refundable Interest on Recurring Grant to UGC	2,840	11,06,581
	h) Refundable Interest on Salary Grant to UGC	15,067	2,60,748
	i) Rounding Off adjustment	3	2
	Sub-Total (A)	77,83,07,861	71,72,86,212
B	PROVISIONS		
	1. For Taxation	0	0
	2. Gratuity	34,84,52,133	27,23,08,053
	3. Superannuation Fund	2,48,96,65,743	2,17,35,48,283
	4. Accumulated Leave Encashment	53,83,67,164	48,40,54,353
	Sub-Total (B)	3,37,64,85,040	2,92,99,10,689
	TOTAL (A + B)	4,15,47,92,901	3,64,71,96,901

FINANCE OFFICER


 वित्त अधिकारी
 तेजपुर विश्वविद्यालय
 Finance Officer
 Tezpur University

REGISTRAR


 Registrār
 Tezpur University
 Napaam, Tezpur

Sub Schedule-A to Schedule 3 (Current Liabilities)

(Amount in Rupees)

	PARTICULARS	Current Year	Previous Year
1	Deposits from Staff	0	0
2	Deposits From Students		
	<i>Debts & Deposits</i>		
	Caution Deposits	1,09,02,480	96,86,480
	a) From Current Students : Rs. 34,28,000.00		
	b) From Ex-Students : Rs. 74,74,480.00		
	Caution Deposits (Hostel)	1,83,14,482	1,64,44,488
	a) From Current Students : Rs. 51,68,494.00		
	b) From Ex-Students : Rs. 1,31,45,988.00		
	Caution Money 'O' Level Course	5,37,000	5,37,000
	Caution Money 'A' Level Course	1,38,000	1,38,000
	Grand Total	2,98,91,962	2,68,05,968
3	Sundry Creditors		
	Recurring & Salary:		
	Salary (Teaching)	6,20,90,855	5,55,78,097
	Salary (Non-Teaching)	2,57,57,839	2,55,23,277
	Children Education Allowance	1,16,43,750	94,50,000
	LTC	0	0
	Provision for NPS Employee Contribution (Regular)	0	43,69,706
	Provision for NPS Employers Contribution (Regular)	63,64,187	61,17,491
	Provision for NPS Employer Contribution (Women Study Centre)	36,772	35,481
	EL Encashment on LTC	3,57,337	3,18,099
	Medical Reimbursement	7,94,019	9,20,071
	Liabilities for Expenses: Academic	83,13,227	68,79,171
	Liabilities for Expenses: Repairs and Maintenance	32,78,571	34,51,510
	Liabilities for Expenses: Administrative	2,95,84,982	1,98,50,191
	Liabilities for Expenses: Transportation	7,24,344	7,26,404
	Sub Total (A)	14,89,45,883	13,32,19,498
4	Creation of Capital Assets		
	Payable for Scientific and Laboratory Equipment	0	38,54,348
	Payable for Land	1	1
	Sub Total (B)	1	38,54,349
5	Projects		
	Educational Loan Payable	0	92,979
	Sub Total (C)	0	92,979
	Grand Total (A+B+C)	14,89,45,884	13,71,66,826

Handwritten signature
अधिकारी

Handwritten signature
Registrar

Sub Schedule-A to Schedule 3 (Other Liabilities) Continued....

(Amount in Rupees)

PARTICULARS		Current Year	Previous Year
6	Statutory Liabilities	0	0
7	Other Liabilities, Deposits		
	Recurring & Salary:		
	Income Tax	5,18,903	7,03,067
	TDS: CGST	0	0
	TDS: SGST	0	0
	GSLI	0	0
	GSLI Claim	0	0
	Professional Tax	0	11,220
	Other Misc Recoveries	840	840
	Outstanding Liability for NPS Employee and Employers Cont. (Non PRAN Holder)	0	14,90,450
	CGST 9%	0	0
	SGST 9%	0	0
	IGST 18%	0	0
	Un-Traced Credits	95,92,807	0
	Sub Total (A)	1,01,12,550	22,05,577
8	Creation of Capital Assets		
	Income Tax	0	75,902
	Sub Total (B)	0	75,902
9	Projects		
	Income Tax	20,687	2,83,357
	Withheld for Time Extension	0	4,62,900
	Professional Tax	0	5,488
	Outsatnading Salary (Women Study Centre)	0	12,124
	Un-Traced Credits	2,33,93,279	0
	Security Deposit	69,435	69,435
	Provision for NPS Employee Contribution (Women Study Centre)	0	25,344
	Liquidated Damage	0	80,319
	Sub Total (C)	2,34,83,401	9,38,967
10	Debts & Deposits		
	Security Deposit	1,51,14,183	1,02,02,785
	Security Deposit (FR)	1,80,45,738	1,74,72,324
	Earnest Money	28,13,753	24,96,793
	Un-Traced Credits	9,776	0
	Liquidity Damage	15,43,475	3,49,136
	Workers Welfare Cess	56,951	56,951
	Withheld for Time Extension	45,547	45,547
	Liabilities for Leave Encashment (IT)	0	62,49,782
	Sub Total (D)	3,76,29,423	3,68,73,318
	Grand Total (A+B+C+D)	7,12,25,374	4,00,93,764

SUB SCHEDULE 3(A)- SPONSORED PROJECTS FROM 01.04.2024 TO 31.03.2025

(Amount in Rupees)

Sl. No.	Project Code No.	PROJECTS	Opening Balance	Grant Received	Interest Received	Other Receipts	Total Receipts during the Year	Advances				Recurring Expenditure	Non Recurring expenditure				Total Payments during the Year	Closing Balance	
								Opening Adv	Adv. Issued	Adv. Adjusted	Closing Advance		Equipment	Books & Journal	Civil	Refund of Grant			
1	101	DST: Dr.Anindita Dewan "Dev. of Catalytic...Molecules".	2,830	-	-	-	-	-	-	-	-	-	-	-	-	-	-	2,830	
2	102	Academic and Research Collaboration..... Queen University, Belfast and North Eastern Region institution	14,23,10,858	-	85,53,625	-	85,53,625	-	-	-	-	12,74,021	-	-	-	-	-	12,74,021	14,95,90,462
3	104	104-AICTE-NEQIP Scheme- " Institutional Dev Proposal"	19,89,573	-	19,346	-	19,346	96,260	-	-	-	-	-	-	-	-	-	-	20,08,919
4	105	AICTE-(RPS-NER) Prof Brijesh Shrivastava "Non-Thermal Pulshed.....Quality".	24,221	-	-	-	-	-	-	-	-	-	-	-	-	-	-	-	24,221
5	106	AICTE - Prof Jiten Ch Dutta "Fabrication Characterization.....Biosensor".	45,475	-	-	-	-	-	-	-	-	-	-	-	-	-	-	-	45,475
6	108	AICTE-(Rps-Ner) Prof Manuj Kr Hazarika	6,06,319	-	-	-	-	-	-	-	-	-	-	-	-	-	-	-	6,06,319
7	109	AICTE - Prof Nandan Sit "Ultrasound Assisted Rapid.....Juice Clarification".	1,22,563	-	60,176	-	60,176	-	-	-	-	-	-	-	-	-	-	-	1,82,739
8	113	AICTE - Prof.Rupam Kataki "Catalitic Conversion of Biomass.....Xylene".	55,427	-	-	-	-	-	-	-	-	-	-	-	-	-	-	-	55,427
9	120	ASTEC: Prof. P.DeB "GI Camp at Dhokuakhana, Lakhimpur".	40,000	-	-	-	-	40,000	-	-	-	-	-	-	-	-	-	-	40,000
10	123	ASTEC: Dr.Pabitra Nath "Design of Smartphone Platform.....Poor Regions".	20,159	-	-	-	-	-	-	-	-	-	-	-	-	-	-	-	20,159
11	126	BIRAC: Sristi, Kasturi Sarma, Nano Based Soil Conditioner	9,588	-	-	-	-	-	-	-	-	-	-	-	-	-	-	-	9,588
12	129	Central Seat Allocation Board	7,47,037	93,93,487	-	-	93,93,487	501	-	-	-	89,90,879	-	-	-	-	-	89,90,879	11,49,645
13	131	CISR: Prof.C.L Mahanta "Processing of Coconut".	42,187	-	-	-	-	-	-	-	-	42,187	-	-	-	-	-	42,187	-
14	132	Coaching For Net For Sc/St/Obc Non Creamy Layer and Minority Community Studies	-4,88,778	-	-	-	-	-583	-	-	-	-	-	-	-	-	-	-	4,88,778
15	133	Community College Scheme-UGC	-1,35,617	-	-	-	-	-10,785	-	-	-	-	-	-	-	-	-	-	1,35,617
16	139	CSIR A J Thakur "Application and Dev of Nose ..Reactions	25,550	-	-	-	-	-	-	-	-	-	-	-	-	-	-	-	25,550
17	141	CSIR Dr D Mohanta Evaluation of Rheological, ...Cdot As Additives	3,84,870	-	-	-	-	-	-	-	-	-	-	-	-	-	-	-	3,84,870
18	144	CSIR Fellowship	6,57,771	-	-	-	-	-	-	-	-	-	-	-	-	1,62,622	1,62,622	-	4,95,149
19	145	CSIR Ruli Borah Synthesis and Characterisation of Task... Pyrimidine Derivatives	2,15,133	-	-	-	-	-	-	-	-	-	-	-	-	-	-	-	2,15,133
20	148	CSIR, Prof J K Sharma, Parton Recombination	-	-	-	-	-	-	-	-	-	-4,640	-	-	-	2,320	-2,320	-	2,320
21	149	CSIR:Prof N Karak :Dev of Ewatewr Bome ...Nanocomposites	19,055	-	-	-	-	-	-	-	-	-	-	-	-	-	-	-	19,055
22	150	CSIR-Dr. SK Dolui-"Graphene Oxide Based Polymer.....Biosensor Supercapactor"	2,10,037	-	-	-	-	-	-	-	-	-	-	-	-	-	-	-	2,10,037
23	151	DAE Bms Manish Kumar "Spatial Distributio of Uranium..Drinking Water of Six Distribution	4,63,579	-	-	-	-	-	-	-	-	-	-	-	-	-	-	-	4,63,579
24	153	DAE-Bms Dr.N.S.Bhattacharya "Studies of Ferromagnetic ...Power Circulators	3,16,049	-	-	-	-	-	-	-	-	-	-	-	-	-	-	-	3,16,049
25	157	DBT "Grant For Msc. Teaching Programme in MBBT"	6,22,957	-	-	-	-	2,34,284	-	-	-	-	-	-	-	-	-	-	6,22,957
26	159	DBT Aditya Kumar, Charaterisation of DNA	2,424	-	-	-	-	-	-	-	-	-	-	-	-	-	-	-	2,424
27	162	DBT Dr Pankaj Borah:"Interrative Approach...Biological Systems (Code-0150)	4,20,946	-	-	-	-	-	-	-	-	-	-	-	-	4,20,946	4,20,946	-	-
28	163	DBT Dr Pritam Deb, Efficient Oil Recovery...Nanocomposite	904	-	-	-	-	-	-	-	-	-	-	-	-	-	-	-	904
29	167	DBT Dr Siddhartha Satapathy "Integrating Geneome Scale Metabolic...Rnaseq and Fluxomics	1,00,073	-	-	-	-	-	-	-	-	-	-	-	-	-	-	-	1,00,073
30	168	DBT Dr Suman Dasgupta" Identification ofinsulin Resistance	6,373	-	-	-	-	-	-	-	-	-	-	-	-	-	-	-	6,373
31	169	DBT Dr Suman Dasgupta "Innovative Biotechnologist Award	-44,621	-	-	-	-	-	-	-	-	-	-	-	-	-	-	-	44,621
32	170	DBT Dr. C.L Mahanta "in Vivo Hypocholesterolemic..Extracted From Rice Bran"	-60,586	-	-	-	-	-	-	-	-	-	-	-	-	-	-	-	60,586
33	171	DBT Dr.Nima D Namsa "Molecular Epidemiology of...Rva infections in NER	53,664	-	-	-	-	-	-	-	-	-	-	-	-	-	-	-	53,664
34	173	DBT Establishment of institutional Level Biotic Hubs (Code-0150)	7,93,099	-	-	-	-	-	-	-	-	-	-	-	-	-	7,93,099	7,93,099	-

विश्व अदिकारी
नियंत्रालय

Registrar

Sl. No.	Project Code No.	PROJECTS	Opening Balance	Grant Received	Interest Received	Other Receipts	Total Receipts during the Year	Advances				Recurring Expenditure	Non Recurring expenditure				Total Payments during the Year	Closing Balance
								Opening Adv	Adv. Issued	Adv. Adjusted	Closing Advance		Equipment	Books & Journal	Civil	Refund of Grant		
35	174	DBT Grant "Setting Up of Identification of Exercise induced ..insulin Resistance"..For North East.Suman Dasgupta	1,18,044	-	-	-	-	-	-	-	-	-	-	-	-	-	1,18,044	
36	175	DBT Grant For Development/Upgradation of Infrastructure in Medical Colleges in NE States'	5,13,697	-	-	-	-	-	-	-	-	-	-	-	-	-	5,13,697	
37	176	DBT Jrf Programme in Biotechnology & Applied Biology (Code-0154)	5,17,480	7,33,847	-	-	7,33,847	-	-	-	6,02,776	-	-	-	-	6,02,776	6,48,551	
38	178	DBT Manabendra Mandal:Standadisation of indogenous....Metabolism	8,53,677	-	-	-	-	-	-	-	-	-	-	8,53,677	-	8,53,677	-	
39	179	DBT Nima D Namsa: Identification & Characterisation....E.Coli and S.Aures	8,931	-	-	-	-	-	-	-	-	-	-	8,931	-	8,931	-	
40	180	DBT Obj 1 & 2- Strengthening Biotech..NE Region	-1,54,335	-	-	-	-	-	-	-	-	-	-	-	-	-	1,54,335	
41	181	DBT Prof A K Mukherjee:Dev of Functionalised...Snake Envenomation	3,98,721	-	-	-	-	-	-	-	-	-	-	-	-	-	3,98,721	
42	183	DBT Prof Ak Mukherjee: Cardiovascular Disorders	12,63,625	-	-	-	-	-	-	-	-	-	-	-	-	-	12,63,625	
43	186	DBT Project Title(National Conference on Smart Nano...Dr. D. Mohanta)	-50,000	-	-	-	-	-	-	-	-	-	-	-	-	-	50,000	
44	187	DBT: MV Satish Kumar:Dev of Novel, Anticancer Agents	36,918	-	-	-	-	-	-	-	-	-	-	36,918	-	36,918	-	
45	190	DBT:Suman Dasgupta: Insulin Sensitivity	14,525	-	-	-	-	-	-	-	-	-	-	-	-	-	14,525	
46	191	DBT-Dr R Doley "Search for Novel...Anti Thrombotic Potential"	3,910	-	-	-	-	-	-	-	-	-	-	-	-	-	3,910	
47	192	DBT-Dr. Pritam Deb-"Dev of Nanomaterial Based Dual.....Study From First Principles"	91,354	-	-	-	-	-	-	-	-	-	-	-	-	-	91,354	
48	193	DBT-Dr. Sk Ray-"Charecterization of Potential Auto Transporter.....Bacterial Wilt in Plants"	61,582	-	-	-	-	-	-	-	-	-	-	-	-	-	61,582	
49	197	DBT-Dr.Eeshan Kalita "Biorefinery Approach....Agrowaste Bioresources".	26,972	-	-	-	-	-	-	-	-	-	-	-	-	-	26,972	
50	199	DBT-Dr.Nima D Namsa "Estimation of The Diversity...A Genetic Resource"	27,563	-	-	-	-	-	-	-	-	-	-	-	-	-	27,563	
51	200	DBT-Dr.R.C.Deka " Studies On Structure....Building For Advanced Research" (0150)	2,14,291	-	-	-	-	-	-	-	-	-	-	2,14,291	-	2,14,291	-	
52	202	DBT-Dr.S.K.Ray"Sequencing Genomes of Some Bacteria...in Tomato Plant".	37,480	-	-	-	-	0	-	-	0	-	-	-	-	-	37,480	
53	204	DBT-Est. of Bioinformatics infrastructural Facility (Bif)-Dept. of MBBT	90,136	-	-	-	-	59,264	-	-	59,264	-	-	-	-	-	90,136	
54	206	DBT-Prof.A.K.Mukherjee "National Bioscience Award 2013"	14,000	-	-	-	-	-	-	-	-	-	-	-	-	-	14,000	
55	208	DEITY Prof J.C Dutta "Visvesvaraya PhD Scheme for Electronics and IT" (Code-0542)	68,309	-	709	-	709	-	-	-	39,943	-	-	-	-	39,943	29,075	
56	210	DEITY-Sameer-Prof N.S.Bhattacharya"Microwave Technology Based Tea...Ne States".	21,332	-	-	-	-	21,030	-	-	21,030	-	-	-	-	-	21,332	
57	211	DOEACC "A" & "O" Level Course	3,89,285	-	-	-	-	-	-	-	-	-	-	-	-	-	3,89,285	
58	212	DORD: D C Baruah & Nirmali Gogoi: Smart Hybrid Energy	6,364	-	-	-	-	-	-	-	-	-	-	-	-	-	6,364	
59	215	DOS-Dr. Gazi A Ahmed-"Isro-Ssps" Dept. of Physics	96,546	-	-	-	-	-	-	-	-	-	-	-	-	-	96,546	
60	217	DRDO Dr.S.C.Deka Quality Improvement ...Probiotic Beverage...Combat Food	9,323	-	-	-	-	-	-	-	-	-	-	-	-	-	9,323	
61	221	DST 38Th Expert Committee Meeting of DPPRP	2,27,083	-	-	-	-	-	-	-	-	-	-	-	-	-	2,27,083	
62	222	DST 6Th Meeting of Fist NER	-39,607	-	-	-	-	-	-	-	-	-	-	-	-	-	39,607	
63	228	DST Fist Dept of Physics	300	-	-	-	-	-	-	-	-	-	-	-	-	-	300	
64	231	DST FIST Programme:Electronics & Comm	4,49,770	-	-	-	-	-	-	-	-	-	-	-	-	-	4,49,770	
65	232	DST FIST: Chemical Sciences (Code-1817)	12,27,139	-	-	-	-	-	-	-	-	-	-	12,27,139	-	12,27,139	-	
66	234	DST Inspire Faculty Fellowship: Debanand Singdeo	5,67,811	-	-	-	-	-	-	-	-	-	-	-	-	-	5,67,811	
67	235	DST- Inspire Fellowship	1,44,08,412	1,92,89,236	-	4,230	1,92,93,466	-	-	-	1,54,42,236	-	-	-	-	1,54,42,236	1,82,59,642	
68	236	DST- Inspire Fellowship To Dr. Arup Jyoti Choudhury	4,82,676	-	-	-	-	-	-	-	-	-	-	-	-	-	4,82,676	
69	237	DST Meet For Inspire Faculty "Networking Cum Discussion "	-3,13,658	-	-	-	-	-	-	-	-	-	-	-	-	-	3,13,658	
70	239	DST-Parasmoni Dutta, Archiving Modelling...Island of Assam	1,04,678	-	-	-	-	-	-	-	-	-	-	-	-	-	1,04,678	
71	241	DST Project K K Baruah	-2,01,961	-	-	-	-	-	-	-	-	-	-	-	-	-	2,01,961	

13
 वित्त अधिकारी

Registrar

Sl. No.	Project Code No.	PROJECTS	Opening Balance	Grant Received	Interest Received	Other Receipts	Total Receipts during the Year	Advances				Recurring Expenditure	Non Recurring expenditure				Total Payments during the Year	Closing Balance
								Opening Adv	Adv. Issued	Adv. Adjusted	Closing Advance		Equipment	Books & Journal	Civil	Refund of Grant		
72	244	DST-Theoretical Study...Omcvd-Dr. A.K.Phukan	47,921	-	-	-	-	-	-	-	-	-	-	-	-	-	47,921	
73	245	DST (WOS A) Dr Rasna Devi" Photocatalytic ...Nanoparticiers	-	7,15,140	-	-	7,15,140	-	-	-	-	40,617	-	-	-	-	40,617	6,74,523
74	247	DST-Dr. Dc Baruah-"Instrumented Solar Hot Air Generator (Ishag).....in Tea Proceesing	-1,08,808	-	-	-	-	-	-	-	-	-	-	-	-	-	-	1,08,808
75	248	DST-Dr. Dc Baruah-"Rural Hybrid Energy ..System".(RHEES)	12,51,690	-	-	-	-	-	-	-	-	-	-	-	-	-	-	12,51,690
76	249	DST-Dr. Manish Kumar "Inspire intership Science Camp"	1,38,639	-	-	-	-	-	-	-	-	-	-	-	-	-	-	1,38,639
77	250	DST-Dr.Dhanapti Deka " Biochemical and Biofuels...Biomass By Green Catalytic".	2,221	-	-	-	-	-	-	-	-	-	-	-	-	-	-	2,221
78	251	DST-FIST Program - Environmental Science	7,57,169	-	-	-	-	-	-	-	-	-	-	-	-	-	-	7,57,169
79	252	DST FIST Programme For Setting Up :Major Facilities Under NER Special Support Pacage to Tu 9 Single Crystal X Ray Facility	1,50,210	-	-	-	-	-	-	-	-	-	-	-	-	-	-	1,50,210
80	254	DST-Project Titled"Modelling of Food Hazard	36,824	-	-	-	-	-	-	-	-	-	-	-	-	-	-	36,824
81	255	DST-Prof.R.C.Deka"Hybrid Quantum Mechanuis..Co Oxidation".	-66,765	-	-	-	-	-	-	-	-	-	-	-	-	-	-	66,765
82	257	DST-Tec Prof CI Mahanta:EST Technology	8,14,231	-	-	-	-	-	-	-	-	-	-	-	-	8,14,231	8,14,231	-
83	258	DST-Travel Grant	1,11,160	-	-	-	-	78,621	-	-	-	-	-	-	-	-	-	1,11,160
84	259	E.C - Adaptnet, Prof D C Baruah	1,19,219	-	-	-	-	-	-	-	-	-	-	-	-	-	-	1,19,219
85	260	Entrepreneurship Education: PM Yuva Yojana	92,139	-	6,799	-	6,799	-	-	-	-	-	-	-	-	-	-	98,938
86	261	Establishment of Centre For Endangered Languages in C.U	63,55,602	-	23,69,366	-	23,69,366	-1,161	-	-	-	-	-	-	-	-	-	87,24,968
87	263	Fund for Central Councelling Board(AIEEE)	2,00,000	-	-	-	-	-	-	-	-	-	-	-	-	-	-	2,00,000
88	264	GOA Prof S S Sarkar:Public Entt Deptt	3,76,637	-	-	-	-	-	-	-	-	-	-	-	-	-	-	3,76,637
89	267	ICAR Dr L S Badwaik:Dev of Active Packaging...Food Products	-7,50,000	-	-	-	-	-	-	-	-	-	-	-	-	-	-	7,50,000
90	269	Icmr- Dr Pabitra Nath "Smrtphone Based...Clinical Applications".	2,158	-	-	-	-	-	-	-	-	-	-	-	-	-	-	2,158
91	270	ICMR Dr Robin Doley:Isolation,Identification...Snakebite in NE india	5,92,851	-	-	-	-	-	-	-	-	-	-	-	-	-	-	5,92,851
92	273	ICMR: Sumesh S S. Inequality and Inclusion	7,17,698	-	-	-	-	1,48,773	-	-	-	-	-	-	-	-	-	7,17,698
93	274	ICMR-Dr.Shashi Baruah " Polymorphisms of Toll-Like...Squamous Cell Carcinoma".	-	-	-	-	-	1	-	-	-	-	-	-	-	-	-	-
94	275	ICSSR Devabrata Das:Indian Council	1,87,500	-	-	-	-	-	-	-	-	-	-	-	-	-	-	1,87,500
95	276	ICSSR Fellowship (PFMS-0877)	1,06,742	7,19,000	-	-	7,19,000	-	-	-	-	7,59,000	-	-	-	-	7,59,000	66,742
96	277	ICSSR K Kikhi Research Methodology Course	13,735	-	-	-	-	-	-	-	-	-	-	-	-	-	-	13,735
97	279	ICSSR: Dr Rosy Sharma, Randiomics..Bladder Cancer	1,861	76,899	-	-	76,899	-	-	-	-	68,297	-	-	-	10,463	78,760	-
98	280	ICSSR: Hemjyoti Medhi:Women & Making....	75,369	-	-	-	-	-	-	-	-	-	-	-	-	-	-	75,369
99	281	ICSSR: Reshma Kumari Tiwari: Forensic Accounting..Problems	51,891	-	6,811	-	6,811	-	-	-	-	-	-	-	-	-	-	58,702
100	283	IFCPAR Dr.S.K.Ray "Studying The Role of RPON..Bacterial Within Plants	1,56,401	-	-	-	-	-167	-	-	-	-	-	-	-	-	-	1,56,401
101	288	IITM Dr Nirmali Gogoi:Soil Plant..Terrestrial Eco Sys Assam (Code-0335)	-	1,37,500	-	-	1,37,500	-	-	-	-	97,353	-	-	-	40,147	1,37,500	-
102	289	INBIGS: Tapash Medhi: Formulation of Meor..	9,89,332	-	-	-	-	-	-	-	-	-	-	-	-	-	-	9,89,332
103	290	INSA: Prof R C Deka :Profiles in History of Icience....	25,996	-	-	-	-	-	-	-	-	-	-	-	-	-	-	25,996
104	291	Inspection of Beneficiaries& Evaluation,NBCFDC Scheme,K.Kikhi	2,95,562	-	-	-	-	-	-	-	-	-	-	-	-	-	-	2,95,562
105	292	ISEA Project Phase-II Prof. D.K.Bhattacharyya	19,000	-	-	-	-	-	-	-	-	19,000	-	-	-	-	19,000	-
106	295	IUCAA:Centre for Astronomy Research...(ICARD) Rupjyoti Gogoi	22,389	-	-	-	-	-	-	-	-	12,535	-	-	-	-	12,535	9,854
107	298	MFPI - Infra..Facility- FPT	-7,02,053	-	-	-	-	-	-	-	-	-	-	-	-	-	-	7,02,053
108	299	MFPI Dr C L Mahanta Tree Tomatoes	92,972	-	-	-	-	-	-	-	-	36,995	-	-	-	-	36,995	55,977
109	301	MFPI-Dr. SC Deka-"Studies on Functional Properties.....Rice Beer of Assam"	50,412	-	-	-	-	-	-	-	-	-	-	-	-	-	-	50,412
110	303	MHRD: Nrc Prof Abhijit Borah, MCJ	2,000	-	-	-	-	-	-	-	-	-	-	-	-	-	-	2,000
111	304	MHRD-IPER Chair	-27,347	-	-	-	-	22,145	-	-	-	-	-	-	-	-	-	27,347

Handwritten signature and text in blue ink, possibly a stamp or official mark.

Handwritten signature and the word "Registrar" in blue ink.

Sl. No.	Project Code No.	PROJECTS	Opening Balance	Grant Received	Interest Received	Other Receipts	Total Receipts during the Year	Advances				Recurring Expenditure	Non Recurring expenditure				Total Payments during the Year	Closing Balance
								Opening Adv	Adv. Issued	Adv. Adjusted	Closing Advance		Equipment	Books & Journal	Civil	Refund of Grant		
112	306	MOES- Physicochemical Characterisation Brahmaputra- Dr.R.R.Hoque	-30,692	-	-	-	-	-	-	-	-	-	-	-	-	-	30,692	
113	308	MOSJE -NSS NAPDDR	27,579	-	-	-	-	-	-	-	-	-	-	-	-	-	27,579	
114	309	MSJE-Establishment of Dr. Ambedkar Chair.	1,03,320	-	-	-	-	-	-	-	-	-	-	-	-	-	1,03,320	
115	312	NASF-Dr.S.S.Bhattacharya " Elucidating The Mechanism and Assessing...Reproduction in Zebrafish".	2,670	-	-	-	-	-	-	-	-	-	-	-	-	-	2,670	
116	313	National Board of Higher Education (Maths)	3,35,260	4,70,423	97,475	-	5,67,898	-	-	-	-	-	-	-	-	-	9,03,158	
117	318	NBHM Travel Grant-Mr. Rupam Barman	85,500	-	-	-	-	-	-	-	-	-	-	-	-	-	85,500	
118	320	NCCMP Programme MBA	1,35,630	-	-	-	-	-	-	-	-	-	-	-	-	-	1,35,630	
119	324	NHRC - 2017 Basic Training Human Right	48,754	-	-	-	-	-	-	-	-	-	-	-	-	-	48,754	
120	325	NISE-AEDA, Prof.D.C.Barua" Training For "Suryamitra" Skill Development".	42,520	-	-	-	-	-	-	-	-	-	-	-	-	-	42,520	
121	326	NMP: Dr D P Nath	12,672	-	-	-	-	-	-	-	-	-	-	-	-	-	12,672	
122	328	NTRF- Dr. Panchan Pujari " Identification of Efficient Semiconductor...Semiconductor (Mos) Sensor".	5,637	-	-	-	-	-	-	-	-	-	-	-	-	-	5,637	
123	329	ONGC Sponsored Centre For Petroleum and Bio-Technology (ONGC-CPBT)	2,19,74,427	-	21,38,983	-	21,38,983	-9,374	-	-	-9,374	-	-	-	-	-	2,41,13,410	
124	333	PMM Teaching Learning Centre	-2,58,634	-	-	-	-	-	-	-	-	-	-	-	-	-	2,58,634	
125	334	Prof Ak Mukherjee: Pharma Studies of Recombinant	-12,63,625	-	-	-	-	-	-	-	-	-	-	-	-	-	12,63,625	
126	335	Progyan 2.0 Oil	31,514	-	-	-	-	-	-	-	-	-	-	-	-	-	31,514	
127	337	Rajib Gandhi National Fellowship For SC/ST	12,41,709	-	-	-	-	-	-	-	-	-	-	-	-	-	12,41,709	
128	338	Research Grant To Support MD/MS Thesis Grant	27,370	-	-	-	-	-	-	-	-	-	-	-	-	-	27,370	
129	340	Sampark, 2019 Tridip Sharma	39,827	-	-	-	-	-	-	-	-	-	-	-	-	-	39,827	
130	341	Scheme of Remedial/Coaching/Entry into Services/Net Coaching For Sc/St/Obc & Minority Community Student	10,92,077	-	-	-	-	583	-	-	583	-	-	-	-	-	10,92,077	
131	349	SERB Dr Manish Kumar: "Sustainable Urban Environment 2017	2,00,000	-	-	-	-	-	-	-	-	-	-	-	-	-	2,00,000	
132	355	SERB Dr Suman Dasgupta "Exploring The Effects of Proxisome...insulin Resistance	1,31,474	-	-	-	-	-	-	-	-	-	-	-	-	-	1,31,474	
133	357	SERB Dr.Panchanan Puzari "Dev of A Process For Effective ...Pesticide Residues in Produce	-7,267	-	-	-	-	-	-	-	-	-	-	-	-	-	7,267	
134	360	SERB Mrinal Kr Das: Neutrino Mass Lepton...Model Frameworks	-5,32,199	-	-	-	-	-	-	-	-	-	-	-	-	-	5,32,199	
135	361	SERB National Post Doctoral Fellowship	65,421	-	-	-	-	-	-	-	-	-	-	-	-	-	65,421	
136	363	SERB Nilakshi Das, Study On Laser...Plasma Interaction	4,54,441	-	-	-	-	-	-	-	-	-	-	-	4,54,440	4,54,440	1	
137	369	SERB Suman Dasgupta: Exploring Effects of ... insulin Resistance	-1,52,581	-	-	-	-	-	-	-	-	-	-	-	-	-	1,52,581	
138	370	SERB: Arup Jyoti Choudhury, Dev of Non-Mulberry Silk...(A-DBD) Plasma	43,577	-	-	-	-	-	-	-	-	-	-	-	43,577	43,577	-	
139	379	SERB:Poonam Mishra Enzyme Based Mosumbi Juice	30,095	-	-	-	-	-	-	-	-	-	-	-	30,095	30,095	-	
140	383	SERB-Dr. Raj Kr. Duary " Establishment and Evaluation of Probiotics....Gastrointestinal Tract Conditions".	24,544	-	-	-	-	-	-	-	-	-	-	-	-	-	24,544	
141	384	SERB-Dr.Ashim J Thakur"National Magnetic Resonance(Nmrs-2014)	-1,16,490	-	-	-	-	-	-	-	-	-	-	-	-	-	1,16,490	
142	386	SERB-Dr.Ramesh Ch Deka "Continuous Flow Reaction...Pharmaceutical Process".	-1,34,683	-	-	-	-	-	-	-	-	-	-	-	-	-	1,34,683	
143	387	SERB-Dr.Swamijyoti Patra " Development of Advanced Techniques...Sensed Images".	2,709	-	-	-	-	-	-	-	-	-	-	-	-	-	2,709	
144	388	SERB-Ng.K.Francis " Neutrino Mass Ordering...Matter-Antimatter Asymmetry".	13,667	-	-	-	-	-	-	-	-	-	-	-	-	-	13,667	
145	389	SERB-Prof.Ashok Kumar & Prof. Niranjan Karak " Development of Graphene Based Conducting Polymer...Storage Applications".	6,94,903	-	-	-	-	-	-	-	-	-	-	-	-	-	6,94,903	
146	398	UGC "M.Tech Programme in Bio Electronics-Dr. J.C. Dutta	98,625	-	-	-	-	-	-	-	-	-	-	-	-	-	98,625	
147	399	UGC Assistance To Dept. of MBBT Under Sap	1,02,957	-	-	-	-	-	-	-	-	-	-	-	-	-	1,02,957	
148	400	UGC B Voc Degree Programme	-11,52,563	-	-	-	-	-	-	-	-	-	-	-	-	-	11,52,563	
149	401	UGC Basic Scientific Reaserch, Deptt of Energy	6,00,000	-	-	-	-	-	-	-	-	-	-	-	-	-	6,00,000	
150	402	UGC Basic Scientific Research Fellowship	2,20,374	-	-	-	-	-	-	-	-	-	-	-	-	-	2,20,374	
151	403	UGC BSR Fellowship	-7,660	-	-	-	-	-	-	-	-	-	-	-	-	-	7,660	

15
 वित्त अधिकारी
 केन्द्रीय विज्ञान विद्यालय

Registrar

Sl. No.	Project Code No.	PROJECTS	Opening Balance	Grant Received	Interest Received	Other Receipts	Total Receipts during the Year	Advances				Recurring Expenditure	Non Recurring expenditure				Total Payments during the Year	Closing Balance
								Opening Adv	Adv. Issued	Adv. Adjusted	Closing Advance		Equipment	Books & Journal	Civil	Refund of Grant		
152	404	UGC- Career Oriented Courses-Arts/Social Sciences	4,11,652	-	-	-	-	-	-	-	-	-	-	-	-	-	4,11,652	
153	405	UGC- Career Oriented Courses-Commerce	4,60,044	-	-	-	-	3,280	-	-	3,280	-	-	-	-	-	4,60,044	
154	406	UGC- Career Oriented Courses-Science	6,60,801	-	-	-	-	-	-	-	-	-	-	-	-	-	6,60,801	
155	409	UGC Dr Nabin Sarmah Bsr Startup Scheme	-1,35,700	-	-	-	-	-	-	-	-	-	-	-	-	-	1,35,700	
156	411	UGC Dr Sajal K Das "Bsr Start-Up Scheme"	-	-	-	-	-	-769	-	-	-769	-	-	-	-	-	-	
157	412	UGC Fellowship in Science For Meritorious Students (Energy)	2,16,971	-	-	-	-	-	-	-	-	-	-	-	-	-	2,16,971	
158	413	UGC NET JRF Fellowship	-7,35,407	-	-	-	-	-	-	-	-	-	-	-	-	-	7,35,407	
159	414	UGC Net JRF in Science and Humanities and Social Sciences	2,57,699	-	-	-	-	-	-	-	-	-	-	-	-	-	2,57,699	
160	415	UGC SAP DRS I, Cultural Studies	2,85,914	-	-	-	-	-	-	-	-	-	-	-	-	-	2,85,914	
161	416	UGC SAP DRS II Cultural Studies (PFMS Code-0875-TSA-RBI)	6,704	3,07,410	-	-	3,07,410	-	-	-	-	3,03,614	-	-	-	10,500	3,14,114	
162	417	UGC SAP DRS II MBA (PFMS Code-0875)	-	-	-	-	-	-22,825	-	-	-22,825	-	-	-	-	-	-	
163	418	UGC SAP DRS II Physics	63,00,000	-	-	-	-	63,00,000	-	-	63,00,000	-	-	-	-	-	63,00,000	
164	419	UGC SAP DRS-II CSE	-2,92,864	-	-	-	-	-	-	-	-	-	-	-	-	-	2,92,864	
165	424	UGC: Nishant Hulle: Start Up Scheme	-12,130	-	-	-	-	-	-	-	-	-	-	-	-	-	12,130	
166	425	UGC: R C Deka: UGC CARE (PFMS Code-0875)	-	2,50,000	-	-	2,50,000	-	-	-	-	2,40,000	-	-	-	10,000	2,50,000	
167	427	UGC: Scheme of Colleges	-7,168	-	-	-	-	-	-	-	-	-	-	-	-	-	7,168	
168	428	UGC-Assistance To The Deptt. of Chemical Sc. Tu at Level of DRS- Phase-1 Under SAP	-4,62,320	-	-	-	-	-	-	-	-	-	-	-	-	-	4,62,320	
169	429	UGC-Assistance To The Deptt. of English At Level-I, SAP	-20,496	-	-	-	-	-26,000	-	-	-26,000	-	-	-	-	-	20,496	
170	430	UGC-Basic Scientific Research (ECE)	5,14,556	-	-	-	-	-	-	-	-	-	-	-	-	-	5,14,556	
171	431	UGC-Dr. DC Baruah-"Optimising Phosphate Recovery....Rural Communities"	11,67,682	-	-	-	-	-	-	-	-	-	-	-	-	-	11,67,682	
172	432	UGC-Dr. L Badwaik-"Processing and Packaging of.....Agro-Ecological Regions of Assam"	7,50,000	-	-	-	-	-	-	-	-	-	-	-	-	-	7,50,000	
173	433	UGC-Dr. Mrinal K Das-"Study On Neurton....."	5,32,199	-	-	-	-	-	-	-	-	-	-	-	-	-	5,32,199	
174	434	UGC-Dr. Nirmali Gogoi-"Impact of Climate Change With Reference.....Crops in Assam"	26,984	-	-	-	-	-	-	-	-	-	-	-	-	-	26,984	
175	435	UGC-Dr. Pallavi Medhi-"BSR Start Up Scheme)	1,57,738	-	-	-	-	-	-	-	-	-	-	-	-	-	1,57,738	
176	439	UGC: Dr Mrinal Dutta:UGC STRIDE (PFMS CODE-0875)	-	-	-	5,345	5,345	-	-	-	-	-	-	-	-	-	5,345	
177	441	UNICEF: A K Das, Mentoring Spird	-5,11,085	-	-	-	-	-	-	-	-	-	-	-	-	-	5,11,085	
178	443	UNICEF: Chandan Kr Sharma:Nutrition Centre	-3,24,838	10,77,909	-	-	10,77,909	-	-	-	-	7,53,054	-	-	-	7,53,054	17	
179	444	UNICEF: Dr Rajib Doley, Diploma in Child Rights & Governance	2,00,044	-	-	-	-	2,05,034	-	-	2,05,034	-	-	-	-	-	2,00,044	
180	445	UNICEF: Robin Dutta:Proposal For Collaboration	6,23,270	-	-	-	-	6,23,270	-	-	6,23,270	-	-	-	-	-	6,23,270	
181	446	UNICEF-Joya Chakraborty -Internship	-	-	-	-	-	1,32,500	-	-	1,32,500	-	-	-	-	-	-	
182	447	UNICEF-Consultative Meeting of Expert On PG Diploma On Child Rights	-21,569	-	-	-	-	-	-	-	-	-	-	-	-	-	21,569	
183	449	ASTEC-Prof.M.K.Hazarika "Development of instant Pressure Drop....Rehydration Quality".	2,30,462	-	-	-	-	-	-	-	-	-	-	-	-	-	2,30,462	
184	450	CSIR-Dr.Kusum K Bania "Design of Zeolite-Y Supported....Coupling Reactions".	2	-	-	-	-	-	-	-	-	2	-	-	-	2	-	
185	451	Doeacc 'O' and 'A' Level Course at TU	5,53,015	-	-	-	-	-	-	-	-	28,500	-	-	-	28,500	5,24,515	
186	455	DST-Dr.Ashalata Devi "Climate Change Impacts and...Resilient North East India.	44,19,086	1,20,60,417	-	83,436	1,21,43,853	-	-	-	-	72,12,437	-	-	-	72,12,437	93,50,502	
187	460	MEF-Dr.Ashalata Devi "Exploration of Biodiversity and Conservation...Topographical Gradients"	1,70,636	-	-	-	-	-	-	-	-	-	-	-	-	-	1,70,636	
188	462	MEITY-Prof.N.S.Bhattacharya "Early Detection of Pest On Tea.....Unmanned Aerial Vehicle". (RBI-TSA, Code-2354)	657	5,24,880	-	-	5,24,880	-	-	-	-	5,24,880	-	-	-	5,24,880	657	
189	463	MHFW-Archana Sinha "To Explore The Role of Exercise-induced...insulin Resistance".	2,45,230	-	-	-	-	-	-	-	-	1,10,139	-	-	-	1,10,139	1,35,091	
190	465	NEC-Prof.Madhumita Borbara "Documentation and Revitalization...Khongdei and Zyphe Three Cefl of NE India".(PFMS Code:0248)	67,432	39,10,000	1,761	-	39,11,761	-	-	-	-	3,01,075	-	-	-	36,77,677	39,78,752	441

16

बिना अधिकारी
सेनार निशुविद्यालय

Registrar

Sl. No.	Project Code No.	PROJECTS	Opening Balance	Grant Received	Interest Received	Other Receipts	Total Receipts during the Year	Advances				Recurring Expenditure	Non Recurring expenditure				Total Payments during the Year	Closing Balance
								Opening Adv	Adv. Issued	Adv. Adjusted	Closing Advance		Equipment	Books & Journal	Civil	Refund of Grant		
191	466	NFCG-Prof.S.S.Sarkar " Corporate Governance Practices in State Level Public Sector Enterprise of Assam"	69,198	2,66,280	-	-	2,66,280	-	-	-	-	3,35,478	-	-	-	-	3,35,478	-
192	467	NRL-Prof.Robin Dutta "Arsenic Removal From Drinking.....Arsiron Nilogon Method".	-91,736	-	-	-	-	-	-	-	-	-	-	-	-	-	-	91,736
193	468	DBT-Dr.Nirmali Gogoi "Harnessing Endophytes...Soil Health Managment in North East India	60,813	-	-	-	-	-	-	-	-	-	-	-	-	60,813	60,813	-
194	470	SERB-Dr.Pratibha Deka "Study of Shifting Cultivation.....Geospatial Approach."	19,268	2,50,000	588	-	2,50,588	-	-	-	-	2,41,589	-	-	-	9,014	2,50,603	19,253
195	472	SERB-Prof.Ashwini K. Phukan "Computational investigation Towards...Systems For Dinitrogen Activation"	4,51,719	-	8,067	-	8,067	-	-	-	-	1,20,890	-	-	-	3,38,896	4,59,786	-
196	473	SERB-Prof.Ramesh C. Deka "Tuning Metal Oxide Clusters...Chemical Methods"	85,691	3,15,226	-	-	3,15,226	-	-	-	-	3,15,226	-	-	-	85,691	4,00,917	-
197	474	SERB-Saona Seth "Developing Polymers of intrinsic.....Separations of Hydrocarbons"	14,718	-	-	-	-	-	-	-	-	-	-	-	-	14,718	14,718	-
198	476	UNICEF-Amiya Kr. Das "Evidence Generation On Social...Communities".	3,23,948	-	-	-	-	3,23,948	-	-	3,23,948	-	-	-	-	-	-	3,23,948
199	477	UNICEF-Amiya Kr. Das "Video Documentation of Siprd Pri induction Training"	-6,41,950	-	-	-	-	-6,41,950	-	-	-6,41,950	-	-	-	-	-	-	6,41,950
200	480	UNICEF-Amiya Kr. Das "investing in Children Understanding.....Assam Amid Covid-19".	-	-	-	-	-	2,19,000	-	-	2,19,000	-	-	-	-	-	-	-
201	481	"Development of A Smart Platform...Renewable Energy in Assam". Prof.D.C.Baruah.	1,81,300	-	-	-	-	-	-	-	-	-	-	-	-	-	-	1,81,300
202	485	DPIIT- Scheme For Pedagogy & Research in Iprs...(Spriha),Ipr Cell	2,54,851	21,56,472	6,200	-	21,62,672	6,844	-	6,844	-	18,28,131	-	29,348	-	1,44,200	20,01,679	4,15,844
203	486	DST-Prof.Dhanapati Deka "Applied Research and Development.....international Market Products	96,068	-	-	-	-	-	-	-	-	-	-	-	-	96,068	96,068	-
204	488	UNICEF-Amiya Kr. Das "Enhancing The Coverage of Social...Budgeting For Children in Assam"	1,89,000	-	-	-	-	-	-	-	-	-	-	-	-	-	-	1,89,000
205	490	MFPI For Setting Up Regional Quality.....Tezpur University	2,65,335	-	-	-	-	2,65,335	-	-	2,65,335	-	-	-	-	-	-	2,65,335

Sl. No.	Project Code No.	PROJECTS	Opening Balance	Grant Received	Interest Received	Other Receipts	Total Receipts during the Year	Advances				Recurring Expenditure	Non Recurring expenditure				Total Payments during the Year	Closing Balance
								Opening Adv	Adv. Issued	Adv. Adjusted	Closing Advance		Equipment	Books & Journal	Civil	Refund of Grant		
206	490 (A)	Water Purification System At Minaljyoti Rehabilitation Centre (MRC), Dullajan, Prof.Robin Kumar Dutta	9,417	-	-	-	-	-	-	-	-	8,000	-	-	-	-	8,000	1,417
207	491	UGC " Assessment & Analysis..Biodiesel Production"Dr. Dhanapati Deka	-	-	-	-	-	513	-	-	513	-	-	-	-	-	-	-
208	491 (A)	Going Global Collaborative Grant, Prof Nityananda Sarma	6,969	-	-	-	-	-	-	-	-	-	-	-	-	-	-	6,969
209	492	UNICEF: A K Das, Video Doc. of Siprd	6,41,950	-	-	-	-	6,41,950	-	-	6,41,950	-	-	-	-	-	-	6,41,950
210	492 (A)	Association Of Women Studeis- Prog. Madhurima Goswami "Computer Training Institute At Tezpur"	1,00,000	-	-	-	-	1,00,000	-	-	1,00,000	-	-	-	-	-	-	1,00,000
211	501	ASTEC-Prof.Partha P. Dutta " Design and Development of An Improved Tricycle Rickshaw"	96	-	-	-	-	-	-	-	-	-	-	-	-	-	-	96
212	502	Dr.Ambedkar International Centre Doctoral Fellowship	36,000	-	-	-	-	-	-	-	-	-	-	-	-	-	-	36,000
213	504	ASTEC-Riku Chutia "Design and Development of A Low Cost...Garment Cutting Machine".	1,45,500	-	-	-	-	-	-	-	-	-	1,45,014	-	-	-	1,45,014	486
214	505	ICMR-Apurba Saha " Substance Abuse and Suicidal...North East India".	1,21,973	-	-	-	-	-	-	-	-	-	-	-	-	-	-	1,21,973
215	506	ICHR-Madhurima Goswami " Lives of The Ritual... The Bodo Society".	59,375	-	-	-	-	-	-	-	-	42,385	-	-	-	-	42,385	16,990
216	507	DST-WOS (B)-Mrigakhi Borah " Livehood Enhancement....Techonology in indigenous"	2,998	8,13,512	-	-	8,13,512	-	-	-	-	8,16,510	-	-	-	-	8,16,510	-
217	509	DBT-Twas Fellowship,Mr.Gullit Deffo, Cameroon	52,842	-	-	-	-	-	-	-	-	-	-	-	-	-	-	52,842
218	510	SERB-Dr.Pritam Deb "Realizing Proximity Effect in Superconductor....Waals Heterostructure"	2,60,112	-	12,073	-	12,073	-	-	-	-	2,21,500	-	-	-	50,685	2,72,185	-
219	512	MSJE-Dr.Apurba Saha " Nasha Mukta Bharat Abhivan...Promoting Habits".	1,41,674	-	-	-	-	-	-	-	-	-	-	-	-	-	-	1,41,674
220	513	UGC-BSR- Research Start Up Grant-Saona Seth	144	-	-	-	-	-	-	-	-	-	-	-	-	-	-	144
221	515	DBT-Prof.S.K.Ray "Exploiting Chemical Ecology For Ipm...Pests of North East Region-India"	5,28,110	-	-	-	-	-	-	-	-	73,085	-	-	-	4,55,025	5,28,110	-
222	517	AIDCL-Setting up the Incubation Centre Under PMFME Scheme,Tu,Dr.Amit Baran Das	2,04,96,243	-	8,44,721	-	8,44,721	-	1,38,000	1,38,000	-	4,43,488	31,17,702	-	13,48,144	11,90,134	60,99,468	1,52,41,496
223	518	MEITY- Prof.N.Sharma "Development of Secured and Reliable Spectrum.....Elastic Optical Networks".(Pfms Code-2354)	-	11,75,505	-	-	11,75,505	-	-	-	-	11,61,929	-	-	-	13,576	11,75,505	-
224	519	MFPI-Poonam Mishra "Phytochemical Profiling...Fruit of NE Region".	12,715	-	-	-	-	-	-	-	-	-	-	-	-	-	-	12,715
225	520	MOEF-Prof.Ashalata Devi "Long-Term Monitoring of Biodiversity and Ecosystem Processes in indian Grasslands"	4,41,146	-	-	-	-	-	-	-	-	56,293	1,19,210	-	-	-	1,75,503	2,65,643
226	522	SERB-Dr.Aditya Kumar " Elucidating The Mechanism of Action....Solanacearum F1C1"	2,92,090	1,00,000	7,302	-	1,07,302	-	-	-	-	2,53,160	-	-	-	23,565	2,76,725	1,22,667
227	523	SERB-Nima D Namsa "Rotavirus Nspi Degrades....Dependent Pathway".	1,25,312	-	-	-	-	-	-	-	-	-	-	-	-	-	-	1,25,312
228	524	SERB-Prof.Anupam Nath Jha "Strategic Systems Biology.....Targeted Drug Delivery"	4,00,819	1,50,000	10,020	-	1,60,020	-	-	-	-	1,43,853	-	-	-	-	1,43,853	4,16,986
229	525	SERB-Prof.Swarnajyoti Patra " Developments of Semantic Aware...Fitting Techniques".	808	7,00,000	1,264	-	7,01,264	-	-	-	-	6,90,361	-	-	-	11,711	7,02,072	-
230	530	SERB-Nayanmoni Gogoi "Switchable Molecular Magnetic Materials".	1,26,346	4,00,000	3,159	-	4,03,159	-	-	-	-	4,91,155	-	-	-	-	4,91,155	38,350
231	532	SERB-Prof.R.C.Deka " Teachers Associateship For Research Excellence(TARE).	26,315	3,35,000	658	-	3,35,658	-	-	-	-	1,15,625	-	-	-	-	1,15,625	2,46,348
232	534	SERB-Prof.S.S.Bhattacharyya "Rapid in-Situ Conversion of Urban Solid Wastes...Metal Pesticide,and Pharmaceutical Residues".	69,023	10,00,000	1,726	-	10,01,726	-	-	-	-	10,04,348	-	-	-	-	10,04,348	66,401
233	535	AICTE-FDP At Tu, Prof. T.R.Sarma,MBA	2,000	-	-	-	-	-	-	-	-	-	-	-	-	-	-	2,000
234	537	AICTE-Biraj Kakati " Development of Spatial Air Quality MonitoringUnmanned Aerial Vehicle (UAV)".	4,56,887	-	-	-	-	1,090	-	-	1,090	-	-	-	-	-	-	4,56,887

Sl. No.	Project Code No.	PROJECTS	Opening Balance	Grant Received	Interest Received	Other Receipts	Total Receipts during the Year	Advances				Recurring Expenditure	Non Recurring expenditure				Total Payments during the Year	Closing Balance	
								Opening Adv	Adv. Issued	Adv. Adjusted	Closing Advance		Equipment	Books & Journal	Civil	Refund of Grant			
235	538	NRDC-Tezpur University innovation Facilitation Centre, Prof. M.K. Hazarika.	5,70,000	-	-	-	-	-	-	-	-	-	-	-	-	-	5,70,000		
236	539	SERB-Rupak Mukhopadhyay "Investigating The Role of Ribosomal...Cancer Progression"	1,36,562	8,00,000	3,414	-	8,03,414	-	-	-	-	6,65,876	-	-	-	-	6,65,876	2,74,100	
237	540	CSIR-Utpal Bora :Design of Rganic Nitrile...Gateway To Azaheterocycles"	46,178	-	-	-	-	-	-	-	-	31,000	-	-	-	-	31,000	15,178	
238	542	CSIR-Prof. Nayanmoni Gogoi "Ph Responsive Switchable...Aggregates"	437	-	11	-	11	-	-	-	-	-	-	-	-	11	11	437	
239	543	SERB-Prof.D.Mohanta "Iridescent Colour And Transparent...Natural Systems Within A Class"	3,28,090	8,00,000	-	-	8,00,000	-	-	-	-	9,13,095	-	-	-	-	9,13,095	2,14,995	
240	544	AICTE-B.K.Narzary-"Development Of Plastiminous...North-East India"	1,47,592	-	3,690	-	3,690	-	-	-	-	-	-	-	-	-	-	1,51,282	
241	548	DBT-MBBT M.Sc. Teaching Programme (New)	10,80,353	62,08,394	26,959	-	62,35,353	-	-	-	-	61,61,858	-	1,90,324	-	26,959	63,79,141	9,36,565	
242	549	DST-Inspire Faculty Fellowship (Dr. Sorokhaibam Singh)	18,155	16,33,441	-	-	16,33,441	-	-	-	-	15,56,078	-	-	-	95,518	16,51,596	-	
243	550	DST-Madhurima Goswami " Gender Advancement For Transforming...GATI".	1,79,611	-	-	-	-	-	-	-	-	-	-	-	-	1,79,611	1,79,611	-	
244	551	ICSSR-Joya Chakraborty-"Historical Continuity and Cultural Connotations...North East India".	1,79,878	-	-	-	-	75,000	-	75,000	-	-	-	-	-	-	-	1,79,878	
245	552	MEITY-Prof.P.P.Sahu " Development of Quantum Optical...Very Low Concentration".	3,67,162	17,84,507	-	-	17,84,507	-	-	-	-	6,83,191	-	-	-	13,66,004	20,49,195	1,02,474	
246	555	AICTE-GAINER,SADHAN MAHATRA " GRANT FOR AUGMENTING INFRASTRUCTURE IN NER (GAINER) SCHEME,SOLAR"	2,41,134	-	6,061	-	6,061	-	-	-	-	-	-	-	-	-	-	2,47,195	
247	556	DST-WOS (A)-Tahshina Begum"Development Of Palladium...Reaction Of Carboxylic Acid Derivatives"	68,182	11,81,818	-	-	11,81,818	-	-	-	-	11,14,802	-	-	-	1,35,198	12,50,000	-	
248	557	ICMR-Manabendra Mandal-"Indigenous Probiotic...Desease Management"	21,591	10,40,545	-	-	10,40,545	-	-	-	-	4,64,459	-	-	-	-	4,64,459	5,97,677	
249	558	GOA-C.K.Sharma-"State Nutrition...Centre"	-2,59,862	-	-	-	-	-	-	-	-	-	-	-	-	-	-	2,59,862	
250	559	ASTEC-Bipul Ch. Sarma "Combination Drug Technology For Improved Health Care"	171	-	-	-	-	-	-	-	-	-	-	-	-	-	-	171	
251	560	SERB-Moonmoon Devi "Neutrino Astrophysics...Detectors".	28,452	-	-	-	-	-	-	-	-	-	-	-	-	-	-	28,452	
252	561	SERB-Dr.Biplob Mandal "Sensor Array On Flexible...Natural Gas Industrail Enviroment"	1,00,777	5,00,000	1,894	-	5,01,894	-	-	-	-	5,95,898	-	-	-	19,247	6,15,145	12,474	
253	562	MEITY-Dr.Amalesh Gope "Speech Datasets...Languages(Speed-Tb)"	-	20,34,000	-	-	20,34,000	-	-	-	-	10,94,963	-	-	-	9,39,037	20,34,000	-	
254	563	DRDO-Niranjan Karak "Self-Healing And Self-Cleaning Epox...Nanocomposites"	1,05,285	9,06,965	7,556	-	9,14,521	-	-	-	-	7,96,782	-	-	-	2,23,024	10,19,806	-	
255	564	ASTEC-N.R.S.Hulle "Non-Thermal Processing Of Assam...Ozone Processing".	8,632	-	-	-	-	-	-	-	-	-	-	-	-	-	-	8,632	
256	567	MSJE "Dr. Ambedkar Centre Of Excellence".	12,367	39,20,000	-	2,62,548	41,82,548	-	-	-	-	14,53,583	-	-	-	-	14,53,583	27,41,332	
257	568	MNRE-D.C.Baruah-"Development Of Tu Green Campus...Solar Cities"	-	-	-	-	-	-	-	-	-	-	-	-	-	-	-	-	
258	569	CPRI-Dr.Asim Datta-"Development Of...Light Electric Vehicle"	8,48,762	-	-	-	-	-	-	-	-	3,53,638	3,29,750	-	-	1,65,374	8,48,762	-	
259	570	UGC-DAE-Dr.Shyamal Kr. Das "Unravelling The Trivalent...Storage Devices"	2,89,110	1,69,625	-	-	1,69,625	-	-	-	-	3,51,137	-	-	-	-	3,51,137	1,07,598	
260	571	UGC-DAE-Pritam Deb "Spin Dynamic Investigation...Primary Nanosystem"	58,977	2,13,106	-	-	2,13,106	-	-	-	-	2,56,944	-	-	-	-	2,56,944	15,139	
261	572	Consultancy Project- Chinese Language, EFL	1,71,000	-	-	-	-	-	-	-	-	-	-	-	-	-	-	1,71,000	
262	573	SEBA Written Examination At Tezpur University,Hridoy Saikia.	-2,000	-	-	-	-	-	-	-	-	-	-	-	-	-	-	2,000	
263	574	ICMR-Dr.Anupam Nath Jha" Integrated Wgs And Metabolic Pathway...Drug Development".	47,906	2,08,066	1,198	-	2,09,264	-	-	-	-	95,648	-	-	-	-	95,648	1,61,522	
264	575	AICTE-NTA Cuet (Ug/Pg), Sci(Jca) Examination, Prof Nityananda Sarma.	19,199	-	-	-	-	-	-	-	-	-	-	-	-	-	-	19,199	
265	579	IFCPAR-Prof.A.K.Phukan "Phosphorus-Stabilized Highlv...And Applications"	12,44,370	2,96,721	13,150	-	3,09,871	-	-	-	-	11,11,116	-	-	-	-	11,11,116	4,43,125	
266	580	CSIR-Prof.Ramesh Ch. Deka "Desiging Of Platinum...Computational Approach"	4,37,035	-	-	-	-	-	-	-	-	12,000	-	-	-	-	-	12,000	4,25,035
267	581	ICMR-ICMR Fellowship	4,38,549	4,30,862	3	-	4,30,865	-	-	-	-	8,40,443	-	-	-	-	8,40,443	28,971	

Sl. No.	Project Code No.	PROJECTS	Opening Balance	Grant Received	Interest Received	Other Receipts	Total Receipts during the Year	Advances				Recurring Expenditure	Non Recurring expenditure				Total Payments during the Year	Closing Balance
								Opening Adv	Adv. Issued	Adv. Adjusted	Closing Advance		Equipment	Books & Journal	Civil	Refund of Grant		
268	582	ICSSR-Hitesh Sharma "National Cadets Crops.....Famework of NEP 2022".	632	34,800	-	-	34,800	-	-	-	-	35,432	-	-	-	-	35,432	-
269	583	SERB-Tabli Ghosh "Fabrication Of Non-Toxic Agro.....Prformance Food Applications"	3,69,800	6,00,000	9,245	-	6,09,245	-	-	-	-	5,45,881	4,00,000	-	-	-	9,45,881	33,164
270	585	ASTEC-Prof.S.C.Deka "Characterization Abd Quality Evaluation.....Bodo Community".	33,673	-	-	-	-	-	-	-	-	-	-	-	-	-	-	33,673
271	586	SERB-Ratul Kr. Borah "Fractal Web Based Flexible Interconnects"	5,44,589	-	-	-	-	-	-	-	-	4,69,719	-	-	-	-	4,69,719	74,870
272	587	SERB-Sajal Kr. Das "Development Of Dearomatizing Cascade....Fused Indolines"	61,264	6,00,000	1,532	-	6,01,532	-	-	-	-	6,42,223	-	-	-	-	6,42,223	20,573
273	588	SERB-Dr.Shuvam Sen "Development And Applications Of Compact Higher Order.....Varying Domains".	1,03,208	6,00,000	2,580	-	6,02,580	-	-	-	-	3,99,064	-	-	-	-	3,99,064	3,06,724
274	589	Central Seat Allocation Board 2023-24	21,70,621	-	-	-	-	-	-	-	-	-	-	-	-	-	-	21,70,621
275	590	ICMR-PROF.SUMAN DASGUPTA "IDENTIFICATION OF LIPID-INDUCED...INSULIN RESISTANCE"	14,21,589	12,43,844	-	-	12,43,844	-	-	-	-	13,87,243	-	-	-	-	13,87,243	12,78,190
276	591	SERB-Robin Doley " Design Of Aptamers An Alternative Approach For Anti-Snake Venom".	1,71,254	8,00,000	26,188	-	8,26,188	-	-	-	-	4,77,045	-	-	-	26,188	5,03,233	4,94,209
277	592	MOES-Prof. Amit Prakash "Climate Change: Science And Technology Innovation".	957	-	-	-	-	-	-	-	-	-	-	-	-	-	-	957
278	593	SERB-Pranjal Kumar Gogoi "Simulation Of Various Optical Phenomenological Oscillator Models"	11	-	1,150	-	1,150	-	-	-	-	-	-	-	-	-	-	1,161
279	594	SERB-Sumi Handique-"Microplastic Distributions In Soils.....Brahmaputra Catchment"	32,703	7,00,000	3,403	-	7,03,403	-	-	-	-	6,57,062	-	-	-	-	6,57,062	79,044
280	595	IJAC-Prof.D.Mohanta " Irradiation Led Modified Nanoscale, 2D Monochalcogenides".	25,355	3,24,645	-	-	3,24,645	-	-	-	-	3,50,000	-	-	-	-	3,50,000	-
281	597	SERB-Kamal Uddin Ahamad " Bio Electricity Generation Using Pilot Scale Model Septic Tank Installed Under Swachh Bharat Mission".	6,12,098	-	-	-	-	-	-	-	-	2,79,000	2,25,793	-	-	-	5,04,793	1,07,305
282	600	ASRB Online Exam, Prof. Nityananda Sharma	16,220	-	-	-	-	-	-	-	-	-	-	-	-	-	-	16,220
283	601	CSIR-Prof.S.K.Dolui "Fictionalized Graphene Based.....Direct Methanol Fuel Cells".	-1,74,479	-	-	-	-	-	-	-	-	-	-	-	-	-	-	1,74,479
284	605	SERB-Rupak Mukhopadhyay " Exploring Gene Expression.....Atherosclerotic Plaques"	8,683	-	-	-	-	-	-	-	-	-	-	-	-	-	-	8,683
285	606	DST-STUTI Training Program, Dr. Amit Baran Das	17,996	-	-	-	-	-	-	-	-	-	-	-	-	-	-	17,996
286	607	IKS-Prof. Dc Baruah "Iks Dhara Event (Pfms Code-3921)	349	5,98,000	-	-	5,98,000	-	-	-	-	-	-	-	-	-	-	5,98,349
287	608	PMFME-Arunachal Pradesh,Siti,Dr.Amit Baran Das	9,54,728	-	4,58,490	-	4,58,490	-	-	-	-	5,814	-	-	-	-	5,814	14,07,404
288	609	ICSSR-Pamidi Hagjer-"Work,Mental Health. And Gender....Of Assam	1,64,285	-	-	-	-	-	-	-	-	1,34,467	-	-	-	-	1,34,467	29,818
289	610	ICSSR-Dr. Pallavi Jha-"Mapping Society And Culture.....1960-2000	2,25,377	-	-	-	-	-	-	-	-	1,87,385	22,002	-	-	-	2,09,387	15,990
290	611	MEITY(Scheme 0538) Dr. D.K.Bhattacharyya"Malware And Malware-Based...Learning Approach	3,55,213	-	-	-	-	-	-	-	-	-	-	-	-	3,55,213	3,55,213	-
291	611A	MEITY(Scheme 0538) Dr. D.K.Bhattacharyya"Malware And Malware-Based...Learning Approach-Phase-II	-	12,50,000	-	-	12,50,000	-	-	-	-	3,54,500	2,12,800	-	-	6,82,700	12,50,000	-
292	615	IKS-Aicte-D.C.Baruah "TU IKS Centre"	14,50,799	-	-	-	-	-	-	-	-	-	-	-	-	14,50,799	14,50,799	-
293	616	INSA-Dr.Robin Kumar Dutta "Conservation Of Handmade Paper Manuscripts Of Assam	34,773	3,03,600	-	-	3,03,600	-	-	-	-	3,12,051	-	-	-	-	3,12,051	26,322
294	617	ICSSR-Dr.Manoj Deori " Online Language And Cultural Resource Centre...Tribe Of Assam	89,164	1,89,600	-	-	1,89,600	-	-	-	-	15,000	47,407	-	-	-	62,407	2,16,357
295	618	DST-Dr. Moon Moon Devi "R And D Probing Neutrino Properties...Director	4,53,000	-	-	-	-	-	-	-	-	-	-	-	-	4,53,000	4,53,000	-
296	619	SERB-Dr.Seikh Mustafa Kamal "Electroplasticity Understanding The.....Manufacturing Applications	29,664	1,60,938	-	-	1,60,938	-	-	-	-	1,90,602	-	-	-	-	1,90,602	-
297	620	DST-Nayanmoni Gogoi "Probing Spin-Electric Effect.....Chains	4,84,322	2,08,178	-	-	2,08,178	-	-	-	-	3,85,612	-	-	-	3,06,888	6,92,500	-

वित्त अधिकारी
विभाग

Registrar
Tezpur University

Sl. No.	Project Code No.	PROJECTS	Opening Balance	Grant Received	Interest Received	Other Receipts	Total Receipts during the Year	Advances				Recurring Expenditure	Non Recurring expenditure				Total Payments during the Year	Closing Balance
								Opening Adv	Adv. Issued	Adv. Adjusted	Closing Advance		Equipment	Books & Journal	Civil	Refund of Grant		
298	621	SERB-INAE- Women Engineers Program, Prof. Sarat Saharia,CSE.	5,00,000	-	-	-	-	-	-	-	-	3,99,840	-	-	-	1,00,160	5,00,000	-
299	622	SERB-Dr.Mohini Mohan Konal "Design And Solution Synthesis Of Lipopeptide Mimics As Novel Antibacterial Agents	11,17,919	-	13,134	-	13,134	-	-	-	-	2,11,084	-	-	-	-	2,11,084	9,19,969
300	623	Dr. Ashalata Devi-C V Raman International Fellowship For African Researchers	4,575	-	-	-	-	-	-	-	-	-	-	-	-	-	-	4,575
301	624	SERB-Dr.Diana Thongjaomayum "Roads To Statistical Equilibrium	15,13,632	5,00,000	-	-	5,00,000	-	-	-	-	5,73,664	-	-	-	-	5,73,664	14,39,968
302	625	DBT-Dr.S.K.Ray "Bioinformatics And Computational...Assam And Arunachal Pradesh	21,764	10,35,040	-	11,300	10,46,340	-	-	-	-	6,68,199	-	-	-	3,99,905	10,68,104	-
303	627	DBT-S.K.Ray "National Network Project For Actrec-Tmc,Navi Mumbai	2,27,927	-	-	-	-	-	-	-	-	1,93,086	-	-	-	34,841	2,27,927	-
304	628	MTTS Trust-Prof.D.K.Basnet "Initmath Camp At Tezpur University	24,267	-	-	-	-	-	-	-	-	-	-	-	-	-	-	24,267
305	629	IKS-Dr.Nima D. Namsa-"Microbial Interventions And.....Millet Production	3,51,360	-	-	-	-	-	-	-	-	-	1,69,655	-	-	1,81,705	3,51,360	-
306	630	IIT Bhubli-Dr.Debojit Boro-"An Application Platform For Cold Storage....Guwahati,Assam	6,11,567	-	-	-	-	-	-	-	-	3,66,189	38,970	-	-	-	4,05,159	2,06,408
307	632	DST-Dr.Brijesh Srivastava-"Development Of Prototype Microwave...Process Technology	10,50,000	-	-	-	-	-	-	-	-	45,333	9,00,000	-	-	-	9,45,333	1,04,667
308	633	IKS-Prof. Nabin Samah "A Conservation Approach For Structural Heritage Of The Ahom...Intervention Of Science & Technology (Cashad)	7,60,935	-	-	-	-	-	-	-	-	1,17,285	70,000	-	-	-	1,87,285	5,73,650
309	634	SERB-Dr.S.R.Purohit-"Ferrous Coupled Porous....Iron Bioavailability	16,57,624	-	7,813	-	7,813	-	-	-	-	4,81,282	1,30,967	-	-	-	6,12,249	10,53,188
310	635	Dr.Kusum Kumar Bania " Rational Design Of Ni-Based Anode Materials For Alcohol Fuel Cell	16,58,815	-	8,549	-	8,549	-	-	-	-	4,45,907	11,80,000	-	-	7,726	16,33,633	33,731
311	636	SERB-Dr. Pankaj Bharali-"Mechanistic Understanding OfElectrodes	22,14,463	-	8,190	-	8,190	-	-	-	-	4,89,424	16,87,400	-	-	8,190	21,85,014	37,639
312	637	UGC-MM-TTP-"Malavya Mission Teacher Training Programme" (Code-1782)	7,75,700	42,11,132	-	-	42,11,132	-	-	-	-	30,20,979	1,31,029	-	-	18,34,824	49,86,832	-
313	638	SERB-Dr.Kusum Kr. Bania "Construction Of Single....Reaction Mechanism	6,14,247	-	1,876	-	1,876	-	-	-	-	4,66,386	1,39,935	-	-	1,678	6,07,999	8,124
314	639	SERB-Dr.Pranjal Kr. Gogoi "Low-Cost,Flexible, And Printable....Energy Applications	8,34,639	-	-	-	-	-	-	-	-	1,43,658	55,490	-	-	-	1,99,148	6,35,491
315	640	ICSSR-Dr.Arup Kr. Nath "Locating Implementational Hurdles...And Digital Corpora	8,97,160	-	7,175	-	7,175	-	73,600	73,600	-	6,74,972	1,54,227	24,797	-	-	8,53,996	50,339
316	641	BBF/BITS-Dr.Nayan Moni Kakoty "Multi Modal Sensor...Embedded Intelligence	3,26,490	13,25,000	892	-	13,25,892	-	-	-	-	12,39,282	-	-	-	-	12,39,282	4,13,100
317	642	ICMR-Prof.Robin Doley-"Proteomics Of Medically Important....At Species Level	24,49,720	-	-	-	-	-	-	-	-	13,33,564	6,99,001	-	-	-	20,32,565	4,17,155
318	643	QUB-Dr. Nirmali Goswami "Changing Generations In India...State Support	1,17,756	-	-	-	-	-	-	-	-	-	72,094	-	-	-	72,094	45,662
319	644	ICMR-Prof.Soumik Roy "Development Of A Low-Cost...Onsite Assessment	21,97,402	-	11,351	-	11,351	-	-	-	-	6,32,571	13,72,662	-	-	-	20,05,233	2,03,520
320	645	SERB-Dr. Nickhil C "Development And Evaluation....Ageing Of Millet	7,60,264	9,59,346	-	-	9,59,346	-	-	-	-	6,72,882	7,73,889	-	-	-	14,46,771	2,72,839
321	646	CSIR-Dr. Dhrubajyoti Haloi "Design And Synthesis....For Paint Application"	3,57,334	7,50,000	3,246	-	7,53,246	-	-	-	-	1,11,100	9,99,995	-	-	-	11,11,095	515
322	647	ICSSR-Dr. Sanjib Deka "Mapping Textual Traditions...To Print	4,83,660	-	-	-	-	-	-	-	-	3,82,847	-	-	-	-	3,82,847	1,00,813
323	648	DRDO-Paragmoni Kalita "Reduction Of The Sound Level....Small-Caliber Guns	7,27,070	-	-	-	-	-	-	-	-	1,42,658	3,68,900	-	-	-	5,11,558	2,15,512
324	649	SERB-Niranjan Karak " Investigation On Structure...Antistatic And Antimicrobial	-	130	-	-	130	-	-	-	-	-	-	-	-	-	-	130
325	650	ASTEC-Himanjal Bhattacharyya "Green Synthesis Of Uv Sensitive..Responsivity"	-	24,000	-	-	24,000	-	-	-	-	4,000	20,000	-	-	-	24,000	-
326	651	ASTEC-Chief Minister'S Climate Resilient Village Fellowship Programme"	-	60,000	-	-	60,000	-	-	-	-	60,000	-	-	-	-	60,000	-
327	652	ASTEC-"Brainstroming Session On Prospects Of Promoting Gis Of Assam"	-	1,68,000	-	-	1,68,000	-	-	-	-	1,67,674	-	-	-	-	1,67,674	326
328	653	DST-Arzu Almin "Exploration Of Synthetic Methodologies....Bond Formation"(Pfrms Code-1817)	-	5,94,000	-	-	5,94,000	-	-	-	-	3,26,854	-	-	27,65,146	-	30,92,000	24,98,000
329	654	IITGTIDF-Dr.Sushen Kirtania "Underwater Repair And Maintenance..Polymer Nanocomposites"	-	6,00,000	-	-	6,00,000	-	-	-	-	4,83,602	-	-	-	-	4,83,602	1,16,398
330	655	IITGTIDF-Dr.Rakesh Bhadra "Development And Characterization...Of Underwater Ship Hull"	-	10,00,000	-	-	10,00,000	-	-	-	-	3,23,294	-	-	-	-	3,23,294	6,76,706

Sl. No.	Project Code No.	PROJECTS	Opening Balance	Grant Received	Interest Received	Other Receipts	Total Receipts during the Year	Advances				Recurring Expenditure	Non Recurring expenditure				Total Payments during the Year	Closing Balance
								Opening Adv	Adv. Issued	Adv. Adjusted	Closing Advance		Equipment	Books & Journal	Civil	Refund of Grant		
331	656	INKOTA-Dr.Hemiyoti Medhi "Capacity Building To Challenge Gender Based Tea Gardens Of Assam"	-	21,57,720	-	-	21,57,720	-	-	-	-	14,94,245	-	-	-	3,27,320	18,21,565	3,36,155
332	657	ANRF-Dr.Kusum Kumar Bania "Synthesis Of Chiral Homogeneous...Asymmetric Catalysis."	-	3,35,000	-	-	3,35,000	-	-	-	-	3,34,981	-	-	-	-	3,34,981	19
333	658	DST-Dr.Nickhil C "Development Of Infestation.....Using Emerging Technology". (Code:1819)	-	9,37,560	-	-	9,37,560	-	-	-	-	16,280	-	-	-	8,80,580	8,96,860	40,700
334	659	DST- Fist-II,Fet (Code:1817)	-	85,00,000	-	-	85,00,000	-	-	-	-	-	-	-	-	85,00,000	85,00,000	-
335	660	SERB-Dr.Md Rahat Mahboob "Development Of Artificial Intelligence(Ai) Farmer Entrepreneur".	-	14,60,000	-	-	14,60,000	-	-	-	-	5,24,429	4,79,998	-	-	-	10,04,427	4,55,573
336	666	ASTEC-Prof.Brijesh Srivastava "Electric Field Assisted Mating....Baby Food Product".	-	22,400	-	-	22,400	-	-	-	-	22,330	-	-	-	-	22,330	70
337	667	MEIT,GOI-Nabajyoti Medhi "Information Security Education And Awareness (Isea) Project Phase-III.	-	47,80,000	-	-	47,80,000	-	-	-	-	9,44,954	-	-	-	38,35,046	47,80,000	-
338	668	UNICEF-Dr.Pamidi Hagjer "Rapid Assessment Of The Quality Of Financial Inclusion Services To Enhance Social Protection Schemes In Tea Gardens In Assam".	-	10,56,505	-	-	10,56,505	-	-	-	-	10,38,081	-	-	-	18,424	10,56,505	-
339	669	Viksit North East For Biksit Bharat Programme.	-	3,50,000	-	-	3,50,000	-	-	-	-	3,50,000	-	-	-	-	3,50,000	-
340	670	DST-Prof.C.L.Mahanta "Financial Assistance For Establishing Technology Enabling Centre". (Code-1819)	-	40,00,000	-	-	40,00,000	-	-	-	-	9,17,306	-	-	-	30,82,694	40,00,000	-
341	671	Kapou Malakar "Gian Tezpur University "(Code:3356)	-	9,96,000	-	-	9,96,000	-	-	-	-	6,64,241	-	-	-	3,31,759	9,96,000	-
342	673	SERB-Dr.N.S.Islam "Development Of Polymer Supported Niobium.....Reaction Conditions".	-	96,115	-	-	96,115	-	-	-	-	-	-	-	-	-	-	96,115
343	674	SERB-Dr.Deepjyoti Goswami "Discontinous Galerkin Finite Element.....Darcy Problem".	-	8,12,795	-	-	8,12,795	-	-	-	-	2,17,443	1,69,000	-	-	-	3,86,443	4,26,352
344	675	MOE-"Scheme Of Production Of University Level Books In Indian Language".	-	10,00,000	-	-	10,00,000	-	-	-	-	5,15,960	-	-	-	-	5,15,960	4,84,040
345	676	DST-Madhusmita Chakraborty "Automated Medicinal Plant Identification Using Deep Learning Basd Technique".	-	5,94,000	-	-	5,94,000	-	-	-	-	1,56,573	-	-	-	-	1,56,573	4,37,427
346	678	Dr Dc Baruah (Demonstration And Technology Of A Fuel Efficient All Purpose Biomass Cook Stove)	-	1,12,000	-	-	1,12,000	-	-	-	-	9,375	-	-	-	-	9,375	1,02,625
347	679	DST-Anindiat Dewan "Development Of Catalytic Methodologies And Expansion Of Substrate Scope For Chan-Lam Coupling Reaction".	-	13,54,000	-	-	13,54,000	-	-	-	-	-	-	-	-	13,54,000	13,54,000	-
348	680	IEEE-Prof.Rajesh Kalarivayil "Biodegradable Sanitary Pad Production...Enterprise In Assam, India".	-	1,66,860	-	-	1,66,860	-	-	-	-	23,600	-	-	-	-	23,600	1,43,260
349	681	SERB-Dr Ashalata Devi (International Conference On Emerging Trends In Environmental Science & Technology)	-	2,00,000	26,437	-	2,26,437	-	-	-	-	-	-	-	-	2,26,437	2,26,437	-
350	682	IIIT-Prof.Asim Datta "Machine-Learning Based Battery Cell....Lifespan Of Battery Pack".	-	7,50,000	-	-	7,50,000	-	-	-	-	2,81,407	852	-	-	-	2,82,259	4,67,741
351	683	Dr Robin Kr Dutta (Developing A Handheld Portable Filter Device For Arsiroon Nilooon)	-	3,74,000	-	-	3,74,000	-	-	-	-	1,36,548	-	-	-	-	1,36,548	2,37,452
352	684	ANRF-Travel Grant	-	78,530	-	-	78,530	-	-	-	-	78,350	-	-	-	-	78,350	180
353	685	ASACS-Dr.Namami Sharma "Stigma Discrimination Faced By Pihivs In The State Of Assam".	-	1,40,000	-	-	1,40,000	-	-	-	-	88,896	-	-	-	-	88,896	51,104
354	686	BIRAC-Prof.Rupam Kataki "Developing A Climate Resilient Technology Utilizing....Rice Fallow Land Of Assam".	-	22,55,400	-	-	22,55,400	-	-	-	-	3,05,363	-	-	-	-	3,05,363	19,50,037
355	687	AICTE-"The 2Nd Edition Of Innovation,Design And Enterprenership (Ide) Bootcamp Phae-II".	-	13,00,000	-	-	13,00,000	-	50,000	50,000	-	9,99,544	-	-	-	3,00,456	13,00,000	-
356	688	DEITY-Prof. J.C. Dutta "Visvesvaraya Phd Scheme For Electronics And It"Phase-Ii (Code-0542)	-	6,16,540	2,941	-	6,19,481	-	-	-	-	4,60,643	-	-	-	-	4,60,643	1,58,838

22

वित्त अधिकारी

Registrar
Tezpur University

Sl. No.	Project Code No.	PROJECTS	Opening Balance	Grant Received	Interest Received	Other Receipts	Total Receipts during the Year	Advances				Recurring Expenditure	Non Recurring expenditure				Total Payments during the Year	Closing Balance
								Opening Adv	Adv. Issued	Adv. Adjusted	Closing Advance		Equipment	Books & Journal	Civil	Refund of Grant		
357	689	Dr. Shikha Bhuyan(Design And Development Of Bio-Mimetic.....Underwater Radiated Noise)	-	6,00,000	-	-	6,00,000	-	-	-	-	-	-	-	-	-	6,00,000	
358	690	Dr. Shikha Bhuyan(Underwater Plastic Management For Synthetic Fuel Production Using Pyrolysis)	-	7,00,000	-	-	7,00,000	-	-	-	1,80,000	-	-	-	-	1,80,000	5,20,000	
359	691	Dr. Prabin Halo(Experimental Characteristics And Thermo-Mechanical.....Ai Alloys For Submerged Marine Applications)	-	4,00,000	-	-	4,00,000	-	-	-	18,358	-	-	-	-	18,358	3,81,642	
360	692	Prof. R.R. Haque (Ior Tezpur:Audit Of City Action Plan Of Nagaon City To Control Air Pollution)	-	37,500	-	-	37,500	-	-	-	7,986	-	-	-	-	7,986	29,514	
361	693	Prof. Pabitra Nath (Chunuranjan Dutta) "Development Of Smartphone EnabledAntioxidant Detection In Tea & Beverage"	-	17,600	-	-	17,600	-	-	-	-	-	-	-	-	-	17,600	
362	694	Bipul Ch. Sarma "National Conference On Materials Chemistry & Catalysis Mcc-2025"	-	-	-	2,13,200	2,13,200	-	-	-	-	-	-	-	-	-	2,13,200	
363	695	Dr. Apurba Saha "Viksit Bharat Youth Parliament 2025 Pgm"	-	2,54,000	-	-	2,54,000	-	-	-	2,00,394	-	-	-	-	2,00,394	53,606	
364	697	ICMR-Prof.Bhabesh Deka ""Design And Development Of Internet Of Medical Things And Ai-Based Mental Health...Physiological Measurements"	-	1,60,38,784	-	-	1,60,38,784	-	-	-	-	-	-	-	-	-	1,60,38,784	
365	699	National Testing Agency,Tezpur University	-	2,92,343	-	-	2,92,343	-	-	-	-	-	-	-	-	-	2,92,343	
SUB TOTAL (A)			28,80,24,990	15,10,82,098	1,48,08,957	5,80,059	16,64,71,114	88,85,612	2,61,600	3,43,444	88,03,788	9,48,03,420	1,42,33,742	2,44,469	13,48,144	4,19,20,831	15,25,50,606	30,19,45,498

FINANCE OFFICER

वित्त अधिकारी
तेजपुर विश्वविद्यालय
Finance Officer
Tezpur University

REGISTRAR

Registrar
Tezpur University
Napaam, Tezpur

SUB SCHEDULE 3(B)- SEMINAR/WORKSHOP FROM 01.04.2024 TO 31.03.2025

(Amount in Rupees)

Sl. No.	Semin ar / Works hop Code No.	Seminar / Workshop	Opening Balance	Grant Received	Interest Received	Admission Fee	Total Receipts during the Year	Advances				Recurring Expenditure	Non Recurring expenditure				Total Payments during the Year	Closing Balance
								Opening Adv	Adv. Issued	Adv. Adjusted	Closing Advance		Equipment	Books & Journal	Civils	Refund of Grant		
1	S-1	Caddhp 2018 S K Ray, MBBT	65,000	-	-	-	-	-	-	-	-	-	-	-	-	-	65,000	
2	S-2	Conference On CME in Immunology- MBBT	62,158	-	-	-	-	-	-	-	-	-	-	-	-	-	62,158	
3	S-3	DBT Workshop"Computer Aided Drug Desing...Dr S K Ray	-63,432	-	-	-	-	-	-	-	-	-	-	-	-	-	63,432	
4	S-4	Diploma in Paralegal Practice in Community College Scheme	57,000	-	-	-	-	-	-	-	-	-	-	-	-	-	57,000	
5	S-5	DOT Meeting On "Developing...Dept. At Medical College"	4,90,000	-	-	-	-	-	-	-	-	-	-	-	-	-	4,90,000	
6	S-6	DST"National Conference On Theoretical Physics"-Dr.Mrinal Kumar Das	-1,00,000	-	-	-	-	-	-	-	-	-	-	-	-	-	1,00,000	
7	S-7	Engineers Workshop By Cmcl and Ce Tu	10,000	-	-	-	-	-	-	-	-	-	-	-	-	-	10,000	
8	S-8	Fund For National Seminar On Photonics & Quantum Structure	-25,000	-	-	-	-	-	-	-	-	-	-	-	-	-	25,000	
9	S-9	Fund For National Workshop On Catalysis-2009	52,781	-	-	-	-	-	-	-	-	-	-	-	-	-	52,781	
10	S-11	ICPR National Workshop On Philosphy,Culture,Anthropology,Dr P.J Mahanta	1,20,586	-	-	-	-	-	-	-	-	-	-	-	-	-	1,20,586	
11	S-12	ICSSR Sponsored Workshop On "Empowerment of Women Through Media"	-4,000	-	-	-	-	-	-	-	-	-	-	-	-	-	4,000	
12	S-13	ICSSR Workshop On All india Young Social Scientist	3,19,300	-	-	-	-	-	-	-	-	-	-	-	-	-	3,19,300	
13	S-14	ICSSR-Financial...inclusive Growth Prof.D.Das	22,072	-	-	-	-	-	-	-	-	-	-	-	-	-	22,072	
14	S-16	Interest On FDR's to be allocated	3,64,05,700	-	75,84,338	-	75,84,338	-	-	-	-	-	-	-	-	-	4,39,90,038	
15	S-17	Interest to be allocated	71,77,454	-	-	-	-	-	-	-	4,75,312	-	-	-	-	4,75,312	67,02,142	
16	S-18	International Conference On Light Based Technologies(Icl2T)2016,Dr.Pabitra Nath	-3,810	-	-	-	-	-	-	-	-	-	-	-	-	-	3,810	
17	S-19	Joint Workshop Companies Act, 2013 Etc	-3,09,842	-	-	-	-	-	-	-	-	-	-	-	-	-	3,09,842	
18	S-20	Meeting of Subject Expert Committee(Sec) O Ch.Sc.T.U-Prof. S.C.Deka	53,176	-	-	-	-	-	-	-	-	-	-	-	-	-	53,176	
19	S-22	National Seminar On "Rethinking Sociological Traditions of india",Dr.Chandan Kr. Sharma.	45,000	-	-	-	-	-	-	-	-	-	-	-	-	-	45,000	
20	S-23	National Seminar On Trends & innovation in Food: L S Badwalk	-942	-	-	-	-	-	-	-	-	-	-	-	-	-	942	
21	S-24	National Seminer On The Practice of Everyday Life...inter Disciplinary Approach	57,317	-	-	-	-	-	-	-	-	-	-	-	-	-	57,317	
22	S-25	NATI Conference: EFL Dept: D Mahapatra	10,000	-	-	-	-	-	-	-	-	-	-	-	-	-	10,000	
23	S-26	NEC-Chandana Goswami:National Seminar	4,119	-	-	-	-	-	-	-	-	-	-	-	-	-	4,119	
24	S-27	NME-ICT Workshop-Dr.Soumik Roy	-73,400	-	-	-	-	-	-	-	-	-	-	-	-	-	73,400	
25	S-28	ONGC-National Seminar On " Petroleum Biotechnology and Bio Energy".	85,728	-	-	-	-	-	-	-	-	-	-	-	-	-	85,728	
26	S-29	Seminar: A M Ramteke (Cancersymp 2020	1,50,000	-	-	-	-	-	-	-	-	-	-	-	-	-	1,50,000	
27	S-31	UGC-Workshop On Capacity Building...Higher Education	1,17,158	-	-	-	-	-	-	-	-	-	-	-	-	-	1,17,158	
28	S-32	UNICEF: Support To Centre For inclusive Development	2,71,800	-	-	-	-	-	-	-	-	-	-	-	-	-	2,71,800	
29	S-33	Workshop On "instruction Skills" Dr.Anjali Sharma	20,900	-	-	-	-	-	-	-	-	-	-	-	-	-	20,900	
30	S-34	Workshop On X-Ray Astronomy -Dr. Nilakshi Das	-5,600	-	-	-	-	-	-	-	-	-	-	-	-	-	5,600	
31	S-35	FDP 101X Dr M K Hazarika	21,000	-	-	-	-	-	-	-	-	-	-	-	-	-	21,000	
32	S-37	Intellectual Property Rights Cell(IPRC)	1,479	-	-	-	-	-	-	-	-	-	-	-	-	-	1,479	
33	S-38	Tifh 2019 M K Hazarika	8,613	-	-	-	-	-	-	-	-	-	-	-	-	-	8,613	
34	S-39	Tourist Facility Prog.MBA	30,000	-	-	-	-	-	-	-	-	-	-	-	-	-	30,000	
35	S-42	RGNIYD-Workshop On Promotion of Emotional and Mental Health...At Tu,Anjuman Borah	4,520	-	-	-	-	4,520	-	-	4,520	-	-	-	-	-	4,520	
36	S-43	Consultancy-TLC.Prof.M.K.Sharma	7,464	-	-	-	-	-	-	-	-	-	-	-	-	-	7,464	
37	S-45	"Recruitment of Technical officer Under Jjm Assam". Prof.Paponi Baruah.	10,404	-	-	-	-	-	-	-	-	-	-	-	-	-	10,404	
38	S-48	Evaluation of Saansad Adarsh Gram Yojana,Prof.S.S.Sarkar	2,32,100	-	-	-	-	-	-	-	-	-	-	-	-	-	2,32,100	
39	S-49	GOI-Prof.M.Bhuyan"Jal Jivan Mission	63,576	-	-	-	-	-	-	-	-	-	-	-	-	-	63,576	
40	S-50	Govt of Meghalaya-Amit Baran Das "Plan For SLTI,FET"	7,262	-	-	-	-	-	-	-	-	-	-	-	-	-	7,262	

वित्त अधिकारी
तेजपुर विश्वविद्यालय

Registrar

Sl. No.	Seminar / Workshop Code No.	Seminar / Workshop	Opening Balance	Grant Received	Interest Received	Admission Fee	Total Receipts during the Year	Advances				Recurring Expenditure	Non Recurring expenditure	Books & Journal	Civils	Refund of Grant	Total Payments during the Year	Closing Balance
								Opening Adv	Adv. Issued	Adv. Adjusted	Closing Advance							
41	S-54	UGC Grant For Conducting - Net Examination, December, Prof. N. Sharma	25,279	-	-	-	-	-	-	-	-	-	-	-	-	-	-	25,279
42	S-57	RGNIYD-Prok. M.K.Hazarika "03 Days Program On Skil Development"	1,743	-	-	-	-	-	-	-	-	-	-	-	-	-	-	1,743
43	S-58	AICTE- NTA JEE Mains 2022, Prof. Nityananda Sarma.	3,562	-	-	-	-	-	-	-	-	-	-	-	-	-	-	3,562
44	S-59	ICSSR-"Media For An Inclusive And Self ...Atmanirbhar Bharat", Abhijit Bora.	16,433	-	-	-	-	-	-	-	-	-	-	-	-	-	-	16,433
45	S-61	SERB-Travel Grant	-	7,36,236	-	-	7,36,236	-	-	-	7,36,236	-	-	-	-	-	7,36,236	-
46	S-62	D.C.Banuah-lee Smart Village Programe Project(IEEE SV)	5,48,189	3,73,793	-	-	3,73,793	-	-	-	81,286	2,51,374	-	-	-	-	3,32,660	5,89,322
47	S-64	National Conference On Languages And Linguistics. Prof. Gautam Kr. Borah	500	-	-	-	-	-	-	-	-	-	-	-	-	-	-	500
48	S-66	Pankaj Bharali-Design And Fabrication.....Green Hydrogen	25,69,812	-	26,441	-	26,441	-	-	-	1,69,283	11,60,256	-	-	-	-	13,29,539	12,66,714
49	S-67	S.S.Sarkar-"Residential Training Programme Of Teachers-Sarba Siksha Abhijan Mission	14,35,860	62,52,000	-	-	62,52,000	-	-	-	65,03,614	-	-	-	-	-	65,03,614	11,84,246
50	S-68	Dr. Nirmali Goswami-International Conference On "Changing Dynamics.....From Global South	6,885	2,60,000	-	-	2,60,000	-	-	-	1,66,824	-	-	-	-	-	1,66,824	1,00,061
51	S-69	SERB-Prof.S.K.Ray-"International Symposium On Plant-Microbe Interactions	33,576	-	-	-	-	-	-	-	-	-	-	-	33,576	-	33,576	-
52	S-70	NIEPA-Prof.Nil Ratan Roy "National Workshop On Leadership Developmentof Deans And Heads Of Departments Of Universities In North-East India	3,31,423	-	-	-	-	-	-	-	-	-	-	-	3,31,423	-	3,31,423	-
53	S-71	IUCAA-Dr. Gazi. A. Ahmed "Aditya L1: Workshop On Suit Science And Data Analysis	1,69,360	-	-	-	-	-	-	-	1,44,862	-	-	-	24,498	-	1,69,360	-
54	S-72	Workshop On Artificial Intelligence And Data Science During 04-08 March 2024, Nabajyoti Medhi, Cse	35,500	-	-	-	-	-	-	-	-	-	-	-	-	-	-	35,500
55	S-73	International Conference "Suschemheca-2024" Prof. Bipul Ch. Sarma, Chemical Science	44,200	-	-	-	-	-	-	-	-	-	-	-	-	-	-	44,200
56	S-74	Weavers Meet On 7Th August, Chandraprabha Saikiani Centre For Assamese Studies	75,000	74,628	-	-	74,628	-	-	-	1,49,628	-	-	-	-	-	1,49,628	-
57	S-75	International Conference On Devices, Sensors And Systems (Codss) 2024, Dr. Ratul Kumar Baruah	-	-	-	2,000	2,000	-	-	-	-	-	-	-	-	-	-	2,000
58	S-76	National Conference On Condensed Matter Physics: CMDAYS17	300	-	-	-	-	-	-	-	-	-	-	-	-	-	-	300
59	S-77	SERB-Dr. Shyamal Kr. Das "Online Training And Skill Internship (Vritika) Energy Storage Devices"	-	30,000	1,904	-	31,904	-	-	-	-	-	-	-	31,904	-	31,904	-
60	S-78	Workshop For Attending Pedagogy, Dr. Madhumita Acharjee, Law.	-	-	-	13,000	13,000	-	-	-	-	-	-	-	-	-	-	13,000
61	S-79	National Seminar On "Bhasha, Sahitya Evam Sanskriti" Dept. Of Hindi".	-	-	-	32,750	32,750	-	-	-	31,000	-	-	-	-	-	31,000	1,750
62	S-80	IEEE Embs Event, Prof. Bhabesh Deka	-	70,293	-	-	70,293	-	-	-	70,293	-	-	-	-	-	70,293	-
63	S-81	NEC-Sanjib Sahoo "International Conference On Crisis In/And South Asian Literature In English". (Scheme Code-0248)	-	4,34,057	-	-	4,34,057	-	-	-	4,34,057	-	-	-	-	-	4,34,057	-
64	S-82	"National Seminar On History Science", Prof. Navanmoni Gogoi.	-	-	-	14,000	14,000	-	-	-	-	-	-	-	-	-	-	14,000
65	S-85	Prof. Gazi Ameen Ahmed "14Th Biennial Conference Of Physics Academy Of North East Held During 12-14 Nov, 2024 At Tu".	-	1,00,000	-	2,86,500	3,86,500	-	-	-	3,84,757	-	-	-	-	-	3,84,757	1,743
66	S-86	Prof. Juri Dutta "National Seminar On New Perspective In Assamese Language, Literature And Culture".	-	-	-	61,600	61,600	-	-	-	61,600	-	-	-	-	-	61,600	-
67	S-87	Prof. Rajat Kanti Nath "Two-Day Conference On Mathematical Sciences And Applications(Cmsa-2025).	-	-	-	55,000	55,000	-	-	-	55,000	-	-	-	-	-	55,000	-
68	S-88	Dr. Pramod Kumar Sharma "National Seminar Bhakti Kavya Ka Aithasik Aur Sanskritik Paridrishya".	-	-	-	38,400	38,400	-	-	-	36,069	-	-	-	-	-	36,069	2,331
69	S-89	Prof. Manuj Kr Hazarika (Workshop On Pedagogy To Promote Design & Entrepreneurshi)	-	3,60,000	-	-	3,60,000	-	35,000	35,000	-	-	-	-	-	-	3,57,414	2,586

Sl. No.	Seminar / Workshop Code No.	Seminar / Workshop	Opening Balance	Grant Received	Interest Received	Admission Fee	Total Receipts during the Year	Advances				Recurring Expenditure	Non Recurring expenditure	Books & Journal	Civils	Refund of Grant	Total Payments during the Year	Closing Balance
								Opening Adv	Adv. Issued	Adv. Adjusted	Closing Advance							
70	S-90	Dr. D.J.Haloi "Hands On Workshop: Data Analysis.....Visualization In Reseach"	-	-	-	16,000	16,000	-	-	-	-	16,000	-	-	-	-	16,000	-
71	S-91	Workshop On "North East Meet Of Astronomers(Nema-X)", Dr.Rupiyoti Gogoi,Physics.	-	3,90,000	-	-	3,90,000	-	-	-	-	3,88,062	-	-	-	-	3,88,062	1,938
72	S-92	NTA-CUET Exam 2024	-	-	-	-	-	-	-	-	-	2,86,157	-	-	-	-	2,86,157	2,86,157
73	S-105	IEEE Kolata"1-D Mini Colloquium On Electronic Device And Sensors", Dr. Ratul Kumar Baruah.	-	1,70,316	-	-	1,70,316	-	-	-	-	1,70,316	-	-	-	-	1,70,316	-
SUB TOTAL (B)			5,06,95,263	92,51,323	76,12,683	5,19,250	1,73,83,256	4,520	35,000	35,000	4,520	1,07,17,770	14,11,630	-	-	4,21,401	1,25,50,801	5,55,27,718


 वित्त अधिकारी
 तेजपुर विश्वविद्यालय
 Finance Officer
 Tezpur University



 Registrār
 Tezpur University
 Napaam, Tezpur

SUB SCHEDULE 3(C)- CONSULTANCY PROJECTS FROM 01.04.2024 TO 31.03.2025

(Amount in Rupees)

Sl. No.	Project Code No.	CONSULTANCY	Opening Balance	Grant Received	Interest Received	Other Receipts	Total Receipts during the Year	Advances				Recurring Expenditure	Non Recurring expenditure				Total Payments during the Year	Closing Balance
								Opening Adv	Adv. Issued	Adv. Adjusted	Closing Advance		Equipment	Books & Journal	Civil	Refund of Grant		
1	136	Consultancy Projects Tezpur University	68,60,070	-	1,540	5,09,235	5,10,775	-	-	-	-	2,90,367	-	-	-	-	2,90,367	70,80,478
2	456	GOI-Prof.S.S.Sarkar " Evaluation Study For Spm Urban Phase-I For Zone 10"	8,88,668	-	-	-	-	-	-	-	-	-	-	-	-	-	-	8,88,668
3	457	GOI-Prof.S.S.Sarkar " Evaluation Study For Spm Urban Phase-I For Zone 9"	9,39,675	-	-	-	-	-	-	-	-	-	-	-	-	-	-	9,39,675
4	508	IHFC-IIT-Delhi-Nayan Moni Kakoty "Development of A Cost Effective Emg...Multile Grasp Patterns".	1,60,609	-	5,000	-	5,000	-	-	-	-	1,58,051	-	-	-	-	1,58,051	7,558
5	545	Consultancy Project -Dr.Rupam Katakai "Water Quality Baseline Survey....Water Resource Conservation,Manipur"	12,24,427	-	-	-	-	-	-	-	-	96,931	-	-	-	-	96,931	11,27,496
6	596	Rupam Katakai-"Consultancy On Waste Biomass Characterization.....Other Users	5,91,170	2,96,721	-	-	2,96,721	-	-	-	-	4,98,724	-	-	-	-	4,98,724	3,89,167
7	612	CAIR-Dr.Amalesh Gope "Creation Of Linguistic Resources.....Languages	1,61,198	2,07,627	-	-	2,07,627	-	-	-	-	3,17,611	-	-	-	-	3,17,611	51,214
8	614	GOA-C.K.Sharma-Consultancy Project "A Study On The Impact Of Pm Svanidhi...In Assam	35,440	-	-	-	-	-	-	-	-	-	-	-	-	-	-	35,440
9	626	Dr.Shiv Kr. Verma-Consultancy Project "Product Form/Enclosure Design..... Logo Design	4,90,000	-	-	-	-	-	-	-	-	4,90,000	-	-	-	-	4,90,000	-
10	631	Consultancy Project-Prof.R.R.Hoque-Preparing Environmental.....Baptist Christian Hospital, Tezpur	3,00,000	-	-	-	-	-	-	-	-	3,00,000	-	-	-	-	3,00,000	-
11	665	Consultancy For Developing And Implementation.....Labour Codes In Tea Estates I Assam, Prof.Apurba Saha.	-	13,91,613	-	-	13,91,613	-	-	-	-	13,28,189	-	-	-	-	13,28,189	63,424
12	672	WWF- Consultancy Project Of Dr.S.S.Bhattacharye "Test Reports Of Soils From Diffrent Land Use In Karbi Anglong And Dima Hasao District Of Brahmaputra Landscape".	-	2,46,960	-	-	2,46,960	-	-	-	-	1,23,309	-	-	-	-	1,23,309	1,23,651
13	677	SAFA-Consultancy Project-Reshma Kumari Tiwari "Comparative Analysis Of Global Aml/Cft....Compliance Regime".	-	1,75,000	-	-	1,75,000	-	-	-	-	1,58,786	-	-	-	-	1,58,786	16,214
14	S-65	C.L.Mahanta-"Experiment Design,Output Testing.....Smoked Meat Products	1,00,000	-	-	-	-	-	-	-	-	1,00,000	-	-	-	-	1,00,000	-
SUB TOTAL (C)			1,17,51,258	23,17,921	6,540	5,09,235	28,33,696	-	-	-	-	38,61,968	-	-	-	-	38,61,968	1,07,22,984
GRAND TOTAL (A+B+C)			35,04,71,510	16,26,51,342	2,24,28,180	16,08,544	18,66,88,066	88,90,132	2,96,800	3,78,444	88,08,288	10,93,83,158	1,56,45,372	2,44,469	13,48,144	4,23,42,232	16,89,63,375	36,81,96,201

Total Project Current Liabilities	38,17,48,668
Receivable from Funding Agency	1,35,52,467
Total	36,81,96,201


FINANCE OFFICER
 वित्त अधिकारी
 तेजपुर विश्वविद्यालय
 Finance Officer
 Tezpur University


REGISTRAR
 Registrār
 Tezpur University
 Napaam, Tezpur

TEZPUR UNIVERSITY, ASSAM

SCHEDULE 3(D): SCHOLARSHIPS AND FELLOWSHIPS

(Amount in Rupees)

SL No.	PARTICULARS	Opening Balance	Receipts	Payments	Closing Balance
		CR	CR	DR	CR
1	DTE-Scholarship, Assam	36,000	-	-	36,000
2	EXIM Bank Scholarship for MBA	0	1,66,048	1,66,048	0
3	Students Educational Loan	0	37,11,776	36,18,797	92,979
4	Scholarship	5,61,012	-	-	5,61,012
5	Arise Scholarship	0	13,360	13,360	0
6	Sahas Scholarship	0	2,39,195	2,39,195	0
7	Post Matric Scholarship (WB)	13,340	-	-	13,340
8	Char Area Scholarship	83,355	-	-	83,355
9	DWOS Scholarship, Bihar	1,47,066	-	-	1,47,066
10	DTE Scholarship, Nagaland	20,370	-	-	20,370
11	ONGC Scholarship	2,40,000	-	-	2,40,000
12	Post Matric Scholarship, Andhra Pradesh	3,626	-	-	3,626
13	UGC PG Scholarship for Professional Course	7,23,552	-	-	7,23,552
14	DHTE Scholarship, Meghalaya	38,430	-	-	38,430
15	DHTE Scholarship, Arunachal Pradesh	37,375	-	-	37,375
16	AICTE Gate Schoarship	36,930	-	-	36,930
17	Post Matric Scholarship to D.P.G.L	2,23,195	-	-	2,23,195
18	Post Matric Scholarship for SC/ST (Bihar)	19,986	-	-	19,986
19	Post Matric Scholarship for SC/ST (Jharkhand)	18,938	-	-	18,938
20	NEC Scholarship	1,49,237	-	-	1,49,237
21	UAONA Scholarship-Folk Music	1,30,253	-	-	1,30,253
22	DBT Scholarship	2,000	-	-	2,000
23	PG Scholarship	3,000	-	-	3,000
24	Enggg Merit Scholarship	90,050	-	-	90,050
25	UGC PG Scholarship SC/ST	90,000	-	-	90,000
26	UGC NET JRF Fellowship	9,81,000	-	-	9,81,000
27	Rajiv Gandhi National Fellowship ST	5,57,817	-	-	5,57,817
28	Telengana Scholarship	0	6,93,697	6,93,697	0
29	TSWRIES Scholarship	0	80,086	80,086	0
30	Interest on FDR to be allocated	161930	1,54,305	-	316235
Total		43,68,462	50,58,467	48,11,183	46,15,746

Current Liabilities	46,15,746
Scholarship Receivable	0
Total	46,15,746


FINANCE OFFICER

वित्त अधिकारी
तेजपुर विश्वविद्यालय
Finance Officer

28


REGISTRAR

Registrar
Tezpur University
Napaam, Tezpur

TEZPUR UNIVERSITY, ASSAM

SCHEDULE 3(E): UNUTILISED GRANTS FROM UGC, GOVT. OF INDIA & STATE GOVERNMENTS

PARTICULARS	(Amount in Rupees)	
	Current Year	Previous Year
A. Plan Grants, Govt of India		
Balance b/f	0	0
Receipts during the year	0	0
Total (a)	0	0
Less: Refunds	0	0
Less: Utilised for Revenue Expenditure	0	0
Less: Utilised for Capital Expenditure	0	0
Total (b)	0	0
Unutilised Carried Forward (a - b)	0	0
B. UGC Grants, Creation of Capital Assets		
Balance b/f	14,18,61,510	14,94,84,784
Receipts during the year	9,50,00,000	7,00,00,000
Total (c)	23,68,61,510	21,94,84,784
Less: Refunds	0	30,45,932
Less: Utilised for Revenue Expenditure	0	0
Less: Utilised for Capital Expenditure	9,50,00,000	7,45,77,342
Less: Adjustment of Grants against Swimming Pool	0	0
Total (d)	9,50,00,000	7,76,23,274
Unutilised Carried Forward (c-d)	14,18,61,510	14,18,61,510
C. UGC Grants, Recurring & Salaries		
Balance b/f	0	0
Receipts during the year	1,50,50,00,000	1,51,30,00,000
Total (e)	1,50,50,00,000	1,51,30,00,000
Less: Refunds	0	0
Less: Utilised for Revenue Expenditure	1,50,50,00,000	1,51,30,00,000
Total (f)	1,50,50,00,000	1,51,30,00,000
Unutilised Carried Forward (e-f)	0	0

SCHEDULE 3(E): UNUTILISED GRANTS FROM UGC, GOVT. OF INDIA & STATE GOVERNMENTS - CONTINUED...

PARTICULARS	(Amount in Rupees)	
	Current Year	Previous Year
D. Grants from State Government		
Balance b/f	0	0
Receipts during the year	0	0
Total (g)	0	0
Less: Refunds	0	0
Less: Utilised for Revenue Expenditure	0	0
Less: Utilised for Capital Expenditure	0	0
Total (h)	0	0
Unutilised Carried Forward (g-h)	0	0
Total Un-utilised Grants	14,18,61,510	14,18,61,510

TEZPUR UNIVERSITY, ASSAM

SCHEDULE-4: FIXED ASSETS

(Amount in Rupees)

SI No	DESCRIPTION Name of Fund	GROSS BLOCK				DEPRECIATION				NET BLOCK	
		Cost / valuation as at beginning of the year	Additions during the year	Adjustments during the year	Cost/Valuation at the year end	As at the beginning of the year	Prior Period Adj	Addition during the Year	Total up to the year end	As at the current year end (31.03.2025)	As at the previous year end (31.03.2024)
		1	2	3	4	5	6	7	8	9	10
	Tangible Assets (A)										
1	Land	1	-	-	1	-	-	-	-	1	1
2	Site Development	38,80,97,290	18,13,950	-	38,99,11,240	-	-	-	-	38,99,11,240	38,80,97,290
3	Buildings	4,23,36,36,332	-	-	4,23,36,36,332	1,36,87,24,101	-	7,02,46,710	1,43,89,70,811	2,79,46,65,521	2,86,49,12,231
4	Swimming Pool	3,95,76,346	30,11,610	-	4,25,87,956	55,40,689	-	8,51,759	63,92,448	3,61,95,508	3,40,35,657
5	Tubewells & Water Supply	2,22,77,798	28,73,947	-	2,51,51,745	1,57,06,995	-	2,05,871	1,59,12,866	92,38,879	65,70,803
6	Sewerage & Drainage	2,89,522	21,34,544	-	24,24,066	11,580	-	48,481	60,061	23,64,005	2,77,942
7	Electrical Installation & Equipment	6,55,71,068	1,18,52,979	-	7,74,24,047	3,29,74,175	-	27,82,598	3,57,56,773	4,16,67,274	3,25,96,893
8	Scientific & Laboratory Equipment	42,19,12,617	2,75,37,616	8,63,736	45,03,13,969	33,81,64,913	69,099	1,92,83,280	35,75,17,292	9,27,96,677	8,37,47,704
9	Plant & Machinery	46,23,000	7,98,200	-	54,21,200	18,94,062	-	2,71,060	21,65,122	32,56,078	27,28,938
10	Office Equipment	21,65,40,697	14,88,286	-	21,80,28,983	16,40,88,840	-	1,22,22,782	17,63,11,622	4,17,17,361	5,24,51,857
11	Audio Visual Equipment	4,23,04,708	55,18,863	-	4,78,23,571	1,08,81,187	-	35,86,768	1,44,67,955	3,33,55,616	3,14,23,521
12	Computer & Peripherals	11,93,51,179	62,97,277	-	12,56,48,456	8,71,39,309	-	1,50,44,801	10,21,84,110	2,34,64,346	3,22,11,870
13	Furniture, Fixtures & Fittings	26,47,70,372	1,61,22,305	-	28,08,92,677	15,87,90,064	-	1,95,21,781	17,83,11,845	10,25,80,832	10,59,80,308
14	Vehicles	47,63,675	54,950	-	48,18,625	47,51,824	-	10,539	47,62,363	56,262	11,851
15	Library Books & Scientific Journals	23,34,02,131	3,86,66,254	-	27,20,68,385	19,21,47,548	-	1,22,58,435	20,44,05,983	6,76,62,402	4,12,54,584
16	Library Books & Scientific Journals (Gifted)	3	1	-	4	1	-	2	3	1	2
17	Furniture, Fixtures & Fittings (Gifted)	1	-	-	1	-	-	-	-	1	1
18	Roads and Bridge	16,27,074	44,88,545	-	61,15,619	32,541	-	1,22,312	1,54,853	59,60,766	15,94,533
	Total (A)	6,05,87,43,814	12,28,59,327	8,63,736	6,18,22,66,877	2,38,08,47,829	69,099	15,64,57,179	2,53,73,74,107	3,64,48,92,770	3,67,78,95,985
22	Capital Work-in-Progress (B)	68,38,830	9,93,19,066	-68,38,830	9,93,19,066	-	-	-	-	9,93,19,066	68,38,830
	Intangible Assets (C)										
23	Computer Software	1,80,97,976	26,16,915	-	2,07,14,891	1,74,98,837	-	16,45,903	1,91,44,740	15,70,151	5,99,139
24	E-Journal	4,97,94,613	70,36,400	-	5,68,31,013	3,98,14,506	-	1,27,94,664	5,26,09,170	42,21,843	99,80,108
25	Patents	12,57,802	5,69,820	-	18,27,622	3,12,110	-	2,03,069	5,15,179	13,12,443	9,45,692
	Total (C)	6,91,50,391	1,02,23,135	-	7,93,73,526	5,76,25,453	-	1,46,43,636	7,22,69,089	71,04,437	1,15,24,938
	Grand Total (A+B+C)	6,13,47,32,835	23,22,01,528	-59,74,894	6,36,09,59,469	2,43,84,73,282	69,099	17,11,00,815	2,60,96,43,196	3,75,13,16,273	3,69,62,59,553

FINANCE OFFICER

वित्त अधिकारी
 तेजपुर विश्वविद्यालय
 Finance Officer
 Tezpur University

REGISTRAR

Registrar
 Tezpur University
 Napaam, Tezpur

SCHEDULE- 4A: CREATION OF CAPITAL ASSETS

(Amount in Rupees)

SL NO	Assets Heads	Gross Block				Depreciation				Net Block	
		Opening Balance	Additions	Deductions/ Adjustments	Closing Balance	Opening Balance	Prior Period Adi	Addition during the Year	Closing Balance	As at 31.03.2025	As at 31.03.2024
1	Land	1	-	-	1	-	-	-	-	1	1
2	Site Development	38,53,62,587	18,13,950	-	38,71,76,537	-	-	-	-	38,71,76,537	38,53,62,587
3	Buildings	4,18,38,28,106	-	-	4,18,38,28,106	1,36,52,42,893	-	6,92,50,546	1,43,44,93,439	2,74,93,34,667	2,81,85,85,213
4	Swimming Pool	2,25,00,000	30,11,610	-	2,55,11,610	31,50,000	-	5,10,232	36,60,232	2,18,51,378	1,93,50,000
5	Tubewells & Water Supply	2,22,77,798	28,73,947	-	2,51,51,745	1,57,06,995	-	2,05,871	1,59,12,866	92,38,879	65,70,803
6	Sewerage & Drainage	2,89,522	21,34,544	-	24,24,066	11,580	-	48,481	60,061	23,64,005	2,77,942
7	Electrical Installation & Equipment	6,36,36,587	1,13,05,911	-	7,49,42,498	3,23,20,026	-	26,58,520	3,49,78,546	3,99,63,952	3,13,16,561
8	Scientific & Laboratory Equipment	39,44,02,728	96,10,743	8,63,736	40,48,77,207	32,09,72,939	69,099	1,55,58,964	33,66,01,002	6,82,76,205	7,34,29,789
9	Plant & Machinery	22,43,000	7,98,200	-	30,41,200	9,42,062	-	1,52,060	10,94,122	19,47,078	13,00,938
10	Office Equipment	20,48,22,010	11,44,121	-	20,59,66,131	15,81,64,094	-	1,11,96,292	16,93,60,386	3,66,05,745	4,66,57,916
11	Audio Visual Equipment	3,89,48,178	39,05,046	-	4,28,53,224	1,03,92,703	-	32,13,991	1,36,06,694	2,92,46,530	2,85,55,475
12	Computer & Peripherals	9,90,64,826	33,41,449	-	10,24,06,275	7,03,52,200	-	1,05,92,389	8,09,44,590	2,14,61,685	2,87,12,626
13	Furniture, Fixtures & Fittings	21,49,67,404	1,12,67,562	-	22,62,34,966	13,43,97,558	-	1,54,22,452	14,98,20,010	7,64,14,956	8,05,69,846
14	Vehicles	47,63,675	48,450	-	48,12,125	47,51,824	-	9,889	47,61,713	50,412	11,851
15	Library Books & Scientific Journals	21,21,30,460	3,81,28,131	-	25,02,58,591	17,53,41,410	-	1,01,21,181	18,54,62,591	6,47,96,000	3,67,89,050
16	Library Books & Scientific Journals (Gifted)	3	-	-	3	1	-	-	1	2	2
17	Furniture, Fixtures & Fittings (Gifted)	1	-	-	1	-	-	-	-	1	1
18	Roads and Bridge	15,01,791	44,88,545	-	59,90,336	30,035	-	1,19,806	1,49,841	58,40,495	14,71,756
	Total (A)	5,85,07,38,677	9,38,72,209	8,63,736	5,94,54,74,622	2,29,17,76,320	69,099	13,90,60,675	2,43,09,06,093	3,51,45,68,529	3,55,89,62,357
	Previous Year	5,79,80,03,350	5,27,35,327	-	5,85,07,38,677	2,15,74,54,358	4,18,470	13,39,03,492	2,29,17,76,320	3,55,89,62,357	3,64,05,48,992
	Capital Work-in-Progress (B)	68,38,630	-	-68,38,630	-	-	-	-	-	-	68,38,630
	Previous Year	-	-	-	-	-	-	-	-	-	-
	Intangible Assets	-	-	-	-	-	-	-	-	-	-
	Previous Year	-	-	-	-	-	-	-	-	-	-
18	Computer Software	1,35,54,640	12,59,915	-	1,48,14,555	1,35,54,639	-	5,03,966	1,40,58,605	7,55,950	1
19	E Journals	4,18,11,145	70,36,400	-	4,88,47,545	3,18,45,963	-	1,27,79,741	4,46,25,704	42,21,841	99,65,182
20	Patents	-	-	-	-	-	-	-	-	-	-
	Total (C)	5,53,65,785	82,96,315	-	6,36,62,100	4,54,00,602	-	1,32,83,707	5,86,84,309	49,77,791	99,65,183
	Previous Year	4,03,62,399	1,50,03,386	-	5,53,65,785	3,23,00,450	-	1,31,00,152	4,54,00,602	99,65,183	80,61,949
	Grand Total(A + B + C)	5,91,29,43,092	10,21,68,524	-59,74,894	6,00,91,36,722	2,33,71,76,922	69,099	15,23,44,382	2,48,95,90,402	3,51,95,46,320	3,57,57,66,170

FINANCE OFFICER

वित्त अधिकारी
तेजपुर विश्वविद्यालय
Finance Officer
Tezpur University

REGISTRAR

Registrar
Tezpur University
Napaam, Tezpur

SCHEDULE-4B: EARMARKED

(Amount in Rupees)

SL NO	Assets Heads	Gross Block				Depreciation				Net Block	
		Opening Balance	Additions	Deductions/ Adjustments	Closing Balance	Opening Balance	Transfer	Addition during the Year	Closing Balance	As at 31.03.2025	As at 31.03.2024
1	Land	-	-	-	-	-	-	-	-	-	-
2	Site Development	27,34,703	-	-	27,34,703	-	-	-	-	27,34,703	27,34,703
3	Buildings	3,40,01,909	-	-	3,40,01,909	20,40,114	-	6,80,038	27,20,152	3,12,81,757	3,19,61,795
4	Swimming Pool	-	-	-	-	-	-	-	-	-	-
5	Tubewells & Water Supply	-	-	-	-	-	-	-	-	-	-
6	Sewerage & Drainage	-	-	-	-	-	-	-	-	-	-
7	Electrical Installation & Equipment	5,49,206	47,210	-	5,96,416	30,773	-	29,821	60,594	5,35,822	5,18,433
8	Scientific & Laboratory Equipment	2,27,43,833	1,70,87,121	-	3,98,30,954	1,35,65,800	-	32,75,852	1,68,41,652	2,29,89,302	91,78,032
9	Plant & Machinery	23,80,000	-	-	23,80,000	9,52,000	-	1,19,000	10,71,000	13,09,000	14,28,000
10	Office Equipment	93,34,035	2,97,482	-	96,31,517	45,03,643	-	8,44,140	53,47,783	42,83,734	48,30,392
11	Audio Visual Equipment	33,56,530	16,03,827	-	49,60,357	4,88,484	-	3,72,027	8,60,511	40,99,846	28,68,046
12	Computer & Peripherals	1,93,06,233	28,33,696	-	2,21,39,929	1,58,06,988	-	44,27,985	2,02,34,973	19,04,956	34,99,245
13	Furniture, Fixtures & Fittings	4,30,56,299	43,09,048	-	4,73,65,347	2,05,99,514	-	35,52,401	2,41,51,915	2,32,13,432	2,24,56,785
14	Vehicles	-	6,500	-	6,500	-	-	650	650	5,850	-
15	Library Books & Scientific Journals	1,75,25,153	1,53,510	-	1,76,78,663	1,46,13,943	-	19,03,800	1,65,17,743	11,60,920	29,11,211
16	Roads and Bridge	1,25,283	-	-	1,25,283	2,506	-	2,506	5,012	1,20,271	1,22,777
	Total (A)	15,51,13,184	2,63,38,394	-	18,14,51,578	7,26,03,765	-	1,52,08,220	8,78,11,985	9,36,39,593	8,25,09,419
	Previous Year	14,22,68,065	1,28,45,119	-	15,51,13,184	5,98,13,393	-	1,27,90,372	7,26,03,765	8,25,09,419	8,24,54,672
	Capital Work-in-Progress (B)	-	9,93,19,066	-	9,93,19,066	-	-	-	-	9,93,19,066	-
	Intangible Assets										
18	Computer Software	45,43,336	-	-	45,43,336	39,44,198	-	5,99,137	45,43,335	1	5,99,138
19	E Journals	79,08,844	-	-	79,08,844	79,08,843	-	-	79,08,843	1	1
20	Patents	5,07,490	-	-	5,07,490	1,99,711	-	56,388	2,56,099	2,51,391	3,07,779
	Total (C)	1,29,59,670	-	-	1,29,59,670	1,20,52,752	-	6,55,525	1,27,08,277	2,51,393	9,06,918
	Previous Year	1,26,23,665	3,36,005	-	1,29,59,670	1,11,36,967	-	9,15,785	1,20,52,752	9,06,918	14,86,698
	Grand Total (A + B + C)	16,80,72,854	12,56,57,460	-	29,37,30,314	8,46,56,518	-	1,58,63,745	10,05,20,262	19,32,10,052	8,34,16,336

FINANCE OFFICER

वित्त अधिकारी
तेजपुर विश्वविद्यालय
Finance Officer
Tezpur University

REGISTRAR

Registrar
Tezpur University
Napaam, Tezpur

SCHEDULE - 4C: OTHERS

(Amount in Rupees)

SL	Assets Heads	Gross Block				Depreciation				Net Block	
		Opening Balance	Additions	Deductions/ Adjustments	Closing Balance	Opening Balance	Transfer	Addition during the Year	Closing Balance	As at 31.03.2025	As at 31.03.2024
1	Land	-	-	-	-	-	-	-	-	-	-
2	Site Development	-	-	-	-	-	-	-	-	-	-
3	Buildings	1,58,06,317	-	-	1,58,06,317	14,41,094	-	3,16,126	17,57,220	1,40,49,097	1,43,65,223
4	Swimming Pool	1,70,76,346	-	-	1,70,76,346	23,90,689	-	3,41,527	27,32,216	1,43,44,130	1,46,85,657
5	Tubewells & Water Supply	-	-	-	-	-	-	-	-	-	-
6	Sewerage & Drainage	-	-	-	-	-	-	-	-	-	-
7	Electrical Installation & Equipment	13,85,275	-	-	13,85,275	6,23,376	-	69,264	6,92,640	6,92,635	7,61,899
8	Scientific & Laboratory Equipment	47,66,056	8,12,762	-	55,78,818	36,26,173	-	4,46,305	40,72,478	15,06,340	11,39,883
9	Plant & Machinery	-	-	-	-	-	-	-	-	-	-
10	Office Equipment	23,84,652	-	-	23,84,652	14,21,103	-	1,78,849	15,99,952	7,84,700	9,63,549
11	Audio Visual Equipment	-	-	-	-	-	-	-	-	-	-
12	Computer & Peripherals	9,80,120	-	-	9,80,120	9,80,120	-	-	9,80,120	-	-
13	Furniture, Fixtures & Fittings	67,46,669	-	-	67,46,669	37,92,993	-	5,06,000	42,98,994	24,47,675	29,53,676
14	Vehicles	-	-	-	-	-	-	-	-	-	-
15	Library Books & Scientific Journals	37,46,518	-	-	37,46,518	21,92,195	-	1,94,993	23,87,188	13,59,330	15,54,323
16	Small Value Assets	-	-	-	-	-	-	-	-	-	-
17	Other Fixed Assets	-	-	-	-	-	-	-	-	-	-
	Total (A)	5,28,91,953	8,12,762	-	5,37,04,715	1,64,67,743	-	20,53,065	1,85,20,808	3,51,83,907	3,64,24,210
	Previous Year	5,28,91,953	-	-	5,28,91,953	1,44,35,974	-	20,31,770	1,64,67,743	3,64,24,210	3,84,55,979
	Capital Work-in-Progress (B)	-	-	-	-	-	-	-	-	-	-
	Previous Year	-	-	-	-	-	-	-	-	-	-
	Intangible Assets	-	-	-	-	-	-	-	-	-	-
	Computer Software	-	-	-	-	-	-	-	-	-	-
18	E Journals	74,624	-	-	74,624	59,700	-	14,923	74,623	1	14,924
20	Patents	7,50,312	5,69,820	-	13,20,132	1,12,399	-	1,46,681	2,59,080	10,61,052	6,37,913
	Total (C)	8,24,936	5,69,820	-	13,94,756	1,72,099	-	1,61,604	3,33,703	10,61,053	6,52,837
	Previous Year	3,35,904	4,89,032	-	8,24,936	58,881	-	1,13,218	1,72,099	6,52,837	2,77,023
	Grand Total (A + B + C)	5,37,16,889	13,82,582	-	5,50,99,471	1,66,39,842	-	22,14,669	1,88,54,511	3,62,44,960	3,70,77,047

FINANCE OFFICER

वित्त अधिकारी
तेजपुर विश्वविद्यालय
Finance Officer
Tezpur University

REGISTRAR

Registrar
Tezpur University
Napaam, Tezpur

SCHEDULE- 4D: INTERNAL REVENUE GENERATION (IRG)

(Amount in Rupees)

SL NO	Assets Heads	Gross Block				Depreciation				Net Block	
		Opening Balance	Additions	Deductions/ Adjustments	Closing Balance	Opening Balance	Prior Period Adj	Addition during the Year	Closing Balance	As at 31.03.2025	As at 31.03.2024
1	Site Development	-	-	-	-	-	-	-	-	-	-
2	Buildings	-	-	-	-	-	-	-	-	-	-
3	Swimming Pool	-	-	-	-	-	-	-	-	-	-
4	Tubewells & Water Supply	-	-	-	-	-	-	-	-	-	-
5	Sewerage & Drainage	-	-	-	-	-	-	-	-	-	-
6	Electrical Installation & Equipment	-	4,99,858	-	4,99,858	-	-	24,993	24,993	4,74,865	-
7	Scientific & Laboratory Equipment	-	26,990	-	26,990	-	-	2,159	2,159	24,831	-
8	Plant & Machinery	-	-	-	-	-	-	-	-	-	-
9	Office Equipment	-	46,683	-	46,683	-	-	3,501	3,501	43,182	-
10	Audio Visual Equipment	-	9,990	-	9,990	-	-	750	750	9,240	-
11	Computer & Peripherals	-	1,22,132	-	1,22,132	-	-	24,427	24,427	97,705	-
12	Furniture, Fixtures & Fittings	-	5,45,695	-	5,45,695	-	-	40,927	40,927	5,04,768	-
13	Vehicles	-	-	-	-	-	-	-	-	-	-
14	Library Books & Scientific Journals	-	3,84,613	-	3,84,613	-	-	38,461	38,461	3,46,152	-
15	Roads and Bridge	-	-	-	-	-	-	-	-	-	-
	Total (A)	-	16,35,961	-	16,35,961	-	-	1,35,218	1,35,218	15,00,743	-
	Previous Year	-	-	-	-	-	-	-	-	-	-
	Capital Work-in-Progress (B)	-	-	-	-	-	-	-	-	-	-
	Previous Year	-	-	-	-	-	-	-	-	-	-
	Intangible Assets	-	-	-	-	-	-	-	-	-	-
16	Computer Software	-	13,57,000	-	13,57,000	-	-	5,42,800	5,42,800	8,14,200	-
17	E Journals	-	-	-	-	-	-	-	-	-	-
18	Patents	-	-	-	-	-	-	-	-	-	-
	Total (C)	-	13,57,000	-	13,57,000	-	-	5,42,800	5,42,800	8,14,200	-
	Previous Year	-	-	-	-	-	-	-	-	-	-
	Grand Total (A + B + C)	-	29,92,961	-	29,92,961	-	-	6,78,018	6,78,018	23,14,943	-


 FINANCE OFFICER
 वित्त अधिकारी
 तेजपुर विश्वविद्यालय
 Finance Officer
 Tezpur University


 REGISTRAR
 Registrar
 Tezpur University
 Napaam, Tezpur

ANNEXURE-A: INTANGIBLE ASSETS

(Amount in Rupees)

SL NO	Assets Heads	Gross Block				Amortisation Block				Net Block	
		Opening Balance	Additions	Deductions/ Adjustments	Closing Balance	Opening Balance	Prior Period Adj	Addition during the Year	Closing Balance	As at 31.03.2025	As at 31.03.2024
	CREATION OF CAPITAL ASSETS										
1	Computer Software	1,35,54,640	12,59,915	-	1,48,14,555	1,35,54,639	-	5,03,966	1,40,58,605	7,55,950	1
2	E Journals	4,18,11,145	70,36,400	-	4,88,47,545	3,18,45,963	-	1,27,79,741	4,46,25,704	42,21,841	99,65,182
3	Patents	-	-	-	-	-	-	-	-	-	-
	Sub Total-A	5,53,65,785	82,96,315	-	6,36,62,100	4,54,00,602	-	1,32,83,707	5,86,84,309	49,77,791	99,65,183
	EARMARKED										
1	Computer Software	45,43,336	-	-	45,43,336	39,44,198	-	5,99,137	45,43,335	1	5,99,138
2	E Journals	79,08,844	-	-	79,08,844	79,08,843	-	-	79,08,843	1	1
3	Patents	5,07,490	-	-	5,07,490	1,99,711	-	56,388	2,56,099	2,51,391	3,07,779
	Sub Total-B	1,29,59,670	-	-	1,29,59,670	1,20,52,752	-	6,55,525	1,27,08,277	2,51,393	9,06,918
	IRG										
1	Computer Software	-	13,57,000	-	13,57,000	-	-	5,42,800	5,42,800	8,14,200	-
2	E Journals	-	-	-	-	-	-	-	-	-	-
3	Patents	-	-	-	-	-	-	-	-	-	-
	Sub Total-C	-	13,57,000	-	13,57,000	-	-	5,42,800	5,42,800	8,14,200	-
	OTHERS										
1	Computer Software	-	-	-	-	-	-	-	-	-	-
2	E Journals	74,624	-	-	74,624	59,700	-	14,923	74,623	1	14,924
3	Patents	7,50,312	5,69,820	-	13,20,132	1,12,399	-	1,46,681	2,59,080	10,61,052	6,37,913
	Sub Total-D	8,24,936	5,69,820	-	13,94,756	1,72,099	-	1,61,604	3,33,703	10,61,053	6,52,837
	Total (A+B+C+D)	6,91,50,391	1,02,23,135	-	7,93,73,526	5,76,25,453	-	1,46,43,636	7,22,69,089	71,04,437	1,15,24,938

FINANCE OFFICER

वित्त अधिकारी
तेजपुर विश्वविद्यालय
Finance Officer
Tezpur University

REGISTRAR

Registrar
Tezpur University
Napaam, Tezpur

TEZPUR UNIVERSITY, ASSAM

SCHEDULE- 5: INVESTMENTS FROM EARMARKED/ENDOWMENT FUNDS

(Amount in Rupees)

SL	PARTICULARS	Current Year	Previous Year
1	Term Deposits with Banks (Long Term)	23,22,242	23,22,242
2	Others (to specify)	0	0
	TOTAL	23,22,242	23,22,242

SUB SCHEDULE-A TO SCHEDULE- 5

(Amount in Rupees)

SL	PARTICULARS	Current Year	Previous Year
	In Term Deposits		
1	Pratibha Kath Hazarika Memorial	93,644	93,644
2	Best Student: Polymer Science Gold medal	90,072	90,072
3	Late MC Bora	1,20,000	1,20,000
4	Late Kailash Dutta	2,00,000	2,00,000
5	ICAI For Bcom Gold Medal	3,00,000	3,00,000
6	T & I Gold Medal	1,70,496	1,70,496
7	Sitaram Jindal Foundation	6,31,500	6,31,500
8	Gold Medal: Best Graduate (Spring Valley)	3,00,000	3,00,000
9	Bhagwati Essay Competitions	1,50,000	1,50,000
10	Late Banashree Dey Memorial	2,66,530	2,66,530
	TOTAL	23,22,242	23,22,242

FINANCE OFFICER


 -चित्त अधिकारी
 तेजपुर विश्वविद्यालय
 Finance Officer
 Tezpur University

REGISTRAR


 Registrār
 Tezpur University
 Napaam, Tezpur

TEZPUR UNIVERSITY, ASSAM

SCHEDULE- 6: INVESTMENTS (OTHERS)

(Amount in Rupees)

SL	PARTICULARS	Current Year	Previous Year
1	Term Deposits with Banks (Short Term)	35,34,57,021	41,34,57,021
2	Others (to specify)	0	0
	TOTAL	35,34,57,021	41,34,57,021

SUB SCHEDULE-A TO SCHEDULE- 6

(Amount in Rupees)

SL	PARTICULARS	Current Year	Previous Year
	In Term Deposits		
	Creation of Capital Assets		
1	Creation of Capital Assets	10,97,01,472	10,97,01,472
	TOTAL (A)	10,97,01,472	10,97,01,472
	In Term Deposits		
	Recurring & Salary		
1	Recurring & Salary	0	0
	TOTAL (B)	0	0
	Projects		
1	TU Alumni Endowment Fund	5,58,700	558700
2	ONGC-CPBT Fund	1,64,63,055	1,64,63,055
3	BELFAST Fund	9,91,23,426	9,91,23,426
4	Endangered Language Fund	2,00,00,000	2,00,00,000
5	General Projects Fund	5,50,00,000	11,50,00,000
6	Corpus Fund	1,21,82,868	1,21,82,868
7	Scholarship Fund	20,00,000	20,00,000
8	HEFA Loan	3,84,27,500	3,84,27,500
	TOTAL (C)	24,37,55,549	30,37,55,549
	GRAND TOTAL (A+B+C)	35,34,57,021	41,34,57,021


 वित्त अधिकारी
 Tezpur विश्वविद्यालय
 Finance Officer
 Tezpur University


 Registrar
 Tezpur University

STATEMENT OF INVESTMENT IN FIXED DEPOSIT AS AT 31.03.2025

Annexure-A to Schedule-5

ENDOWMENT FUND

(Amount in Rupees)

Sl. No.	BANK NAME	ACCOUNT NO.	Date of Investment	Date of Maturity	Rate of Interest	Opening Balance		During the Year		MATURED		Closing Balance	
						Principal	Interest	Principal	Accrued Interest	Principal	Accrued Interest received during the Year	Principal	Interest
1	SBI, TEZPUR	10501807839	28.05.2024	28.05.2026	7.00%	93,644	94,285	-	19,348	-	-	93,644	1,13,633
2	SBI, TU	10501807759	19.08.2024	19.08.2026	7.00%	90,072	1,20,510	-	20,658	-	-	90,072	1,41,168
3	SBI, TU	36138029620	29.09.2021	29.09.2026	5.40%	1,20,000	81,300	-	7,290	-	-	1,20,000	88,590
4	SBI, TU	36138016848	29.09.2021	29.09.2026	5.40%	2,00,000	67,171	-	12,560	-	-	2,00,000	79,731
5	PNB, NAPAM	718700DP00002807	26.12.2024	26.12.2025	7.60%	3,00,000	1,17,424	-	37,448	-	-	3,00,000	1,54,872
6	SBI, TEZPUR	10501807828	28.05.2024	28.05.2026	7.00%	1,70,496	1,57,540	-	35,021	-	-	1,70,496	1,92,561
7	SBI, TU	39493634786	13.07.2024	13.07.2025	6.80%	6,31,500	1,31,133	-	51,333	-	-	6,31,500	1,82,466
8	SBI, TU	38486547639	04.03.2024	04.03.2026	7.00%	3,00,000	62,090	-	25,494	-	-	3,00,000	87,584
9	PNB, NAPAM	718700DP00005008	12.12.2024	13.12.2029	6.50%	1,50,000	43,262	-	12,791	-	-	1,50,000	56,053
10	CANARA BANK, TEZPUR	140066987813/2	29.01.2024	07.11.2032	6.70%	2,66,530	13,065	-	18,522	-	-	2,66,530	31,587
TOTAL: (A)						23,22,242	8,87,780	-	2,40,465	-	-	23,22,242	11,28,245

Annexure-A to Schedule-6

CREATION OF CAPITAL ASSETS (OTHERS)

(Amount in Rupees)

Sl. No.	BANK NAME	ACCOUNT NO.	Date of Investment	Date of Maturity	Rate of Interest	Opening Balance		During the Year		MATURED		Closing Balance	
						Principal	Interest	Principal	Accrued Interest	Principal	Accrued Interest received during the Year	Principal	Interest
1	BANDHAN BANK	10210004045798	19.01.2025	19.01.2026	8.05%	1,23,50,736	25,92,160	-	2,51,148	-	-	1,23,50,736	28,43,308
2	BANDHAN BANK	10210004045948	19.01.2025	19.01.2026	8.05%	1,23,50,736	25,92,160	-	2,51,148	-	-	1,23,50,736	28,43,308
3	PNB, NAPAM	1866100009409	24.04.2024	24.04.2025	6.75%	50,00,000	19,95,071	-	4,84,409	-	-	50,00,000	24,79,480
4	PNB, NAPAM	1866100010238	23.01.2025	23.01.2026	6.80%	70,00,000	24,48,753	-	6,56,726	-	-	70,00,000	31,05,479
5	PNB, NAPAM	1866100010229	23.01.2025	23.01.2026	6.80%	70,00,000	26,83,972	-	6,56,726	-	-	70,00,000	33,40,698
6	PNB, NAPAM	1866100010210	23.01.2025	23.01.2026	6.80%	60,00,000	21,67,228	-	5,62,908	-	-	60,00,000	27,30,136
7	PNB, NAPAM	718700PU00000419	16.07.2024	09.09.2025	7.25%	2,00,00,000	21,45,897	-	15,77,226	-	-	2,00,00,000	37,23,123
8	SBI, TU	41124330331	07.03.2025	07.03.2027	7.00%	2,00,00,000	20,99,102	-	18,50,013	-	-	2,00,00,000	39,49,115
9	SBI, TU	41124444690	07.03.2025	07.03.2027	7.00%	2,00,00,000	20,99,102	-	18,50,013	-	-	2,00,00,000	39,49,115
Sub-Total: (A)						10,97,01,472	2,08,23,445	-	81,40,317	-	-	10,97,01,472	2,89,63,762

FINANCE OFFICER

वित्त अधिकारी
तेजपुर विश्वविद्यालय
Finance Officer
Tezpur University

REGISTRAR
Registrar
Tezpur University
Napaam, Tezpur

TU ALUMNI ENDOWMENT FUND

(Amount in Rupees)

Sl. No.	BANK NAME	ACCOUNT NO.	Date of Investment	Date of Maturity	Rate of Interest	Opening Balance		During the Year		MATURED		Closing Balance	
						Principal	Interest	Principal	Accrued Interest	Principal	Accrued Interest received during the Year	Principal	Interest
1	CANARA BANK, TEZPUR	140135489272	02.03.2024	20.05.2025	7.25%	5,58,700	3,329		41,867	-	-	5,58,700	45,196
		Sub-Total: (B)				5,58,700	3,329	-	41,867	-	-	5,58,700	45,196

ONGC (PROJECTS)

(Amount in Rupees)

Sl. No.	BANK NAME	ACCOUNT NO.	Date of Investment	Date of Maturity	Rate of Interest	Opening Balance		During the Year		MATURED		Closing Balance	
						Principal	Interest	Principal	Accrued Interest	Principal	Accrued Interest received during the Year	Principal	Interest
1	PNB, TU	330600GM00000017	11.07.2024	05.08.2025	6.80%	1,00,00,000	8,94,997	-	6,49,143	-	-	1,00,00,000	15,44,140
2	PNB, TU	330600MP00000012	10.07.2024	05.08.2025	6.80%	34,63,055	3,10,387	-	2,24,424	-	-	34,63,055	5,34,811
3	PNB, TU	718700DP00005114	10.02.2025	10.02.2026	6.80%	30,00,000	4,59,374	-	2,64,403	-	-	30,00,000	7,23,777
		Sub-Total: (C)				1,64,63,055	16,64,758	-	11,37,970	-	-	1,64,63,055	28,02,728

BELFAST (PROJECTS)

(Amount in Rupees)

Sl. No.	BANK NAME	ACCOUNT NO.	Date of Investment	Date of Maturity	Rate of Interest	Opening Balance		During the Year		MATURED		Closing Balance	
						Principal	Interest	Principal	Accrued Interest	Principal	Accrued Interest received during the Year	Principal	Interest
1	PNB, NAPAM	718700PU00000118	09.09.2024	09.09.2025	6.80%	99,00,000	52,98,795	-	10,77,831	-	-	99,00,000	63,76,626
2	PNB, NAPAM	718700PU00000181	25.09.2024	27.09.2025	6.80%	99,00,000	52,17,949	-	10,75,111	-	-	99,00,000	62,93,060
3	PNB, NAPAM	718700PU00000172	17.09.2024	18.09.2025	6.80%	52,00,000	29,29,673	-	5,78,897	-	-	52,00,000	35,08,570
4	SBI, TU	39132135394	10.02.2025	10.02.2026	6.80%	50,00,000	10,83,726	-	4,37,584	-	-	50,00,000	15,21,310
5	CANARA BANK, TEZPUR	145000462437	18.02.2025	18.02.2026	7.65%	6,91,23,426	6,72,321	-	53,03,040	-	-	6,91,23,426	59,75,361
		Sub-Total: (D)				9,91,23,426	1,52,02,464	-	84,72,463	-	-	9,91,23,426	2,36,74,927

ENDANGERED LANGUAGE

(Amount in Rupees)

Sl. No.	BANK NAME	ACCOUNT NO.	Date of Investment	Date of Maturity	Rate of Interest	Opening Balance		During the Year		MATURED		Closing Balance	
						Principal	Interest	Principal	Accrued Interest	Principal	Accrued Interest received during the Year	Principal	Interest
1	PNB, NAPAM	1866100005135	11.06.2024	11.06.2025	6.25%	60,00,000	25,82,866	-	5,52,265	-	-	60,00,000	31,35,131
2	PNB, NAPAM	1866100005128	05.07.2024	05.07.2025	6.25%	70,00,000	32,63,952	-	5,57,219	-	-	70,00,000	38,21,171
3	PNB, NAPAM	1866100005111	11.06.2024	11.06.2025	6.25%	70,00,000	30,72,297	-	6,44,457	-	-	70,00,000	37,16,754
		Sub-Total: (E)				2,00,00,000	89,19,115	-	17,53,941	-	-	2,00,00,000	1,06,73,056

GENERAL PROJECTS

(Amount in Rupees)

Sl. No.	BANK NAME	ACCOUNT NO.	Date of Investment	Date of Maturity	Rate of Interest	Opening Balance		During the Year		MATURED		Closing Balance	
						Principal	Interest	Principal	Accrued Interest	Principal	Accrued Interest received during the Year	Principal	Interest
1	PNB, NAPAM	718700PU00000321	13.02.2025	13.02.2026	6.80%	50,00,000	19,28,987	-	5,03,149	-	-	50,00,000	24,32,136
2	PNB, NAPAM	718700PU00000297	08.02.2025	08.02.2026	6.80%	50,00,000	19,88,049	-	5,03,643	-	-	50,00,000	24,91,692
3	PNB, NAPAM	718700PU00000303	09.02.2025	09.02.2026	6.80%	50,00,000	19,85,913	-	5,03,544	-	-	50,00,000	24,89,457
4	CANARA BANK, TEZPUR	140055945360/2	05.09.2023	05.09.2024	6.00%	2,00,00,000	14,30,145	-	-	2,00,00,000	14,30,145	-	-
5	CANARA BANK, TEZPUR	140055754822/2	02.09.2023	02.09.2024	6.00%	2,00,00,000	14,51,382	-	-	2,00,00,000	14,51,382	-	-
6	SBI, TU	41124446427	15.07.2023	15.07.2024	6.75%	2,00,00,000	20,99,102	-	-	2,00,00,000	20,99,102	-	-
7	SBI, TU	41124447726	07.03.2025	07.03.2027	7.00%	2,00,00,000	20,99,102	-	18,50,013	-	-	2,00,00,000	39,49,115
8	SBI, TU	41124448367	07.03.2025	07.03.2027	7.00%	2,00,00,000	20,99,102	-	18,50,013	-	-	2,00,00,000	39,49,115
Sub-Total: (F)						11,50,00,000	1,50,81,782	-	52,10,382	6,00,00,000	49,80,629	5,50,00,000	1,53,11,515

CORPUS FUND

(Amount in Rupees)

Sl. No.	BANK NAME	ACCOUNT NO.	Date of Investment	Date of Maturity	Rate of Interest	Opening Balance		During the Year		MATURED		Closing Balance	
						Principal	Interest	Principal	Accrued Interest	Principal	Accrued Interest received during the Year	Principal	Interest
1	SBI, TU	38048209950	12.03.2025	18.04.2026	6.80%	4,20,875	24,003	-	4,54,549	-	-	4,20,875	4,78,552
2	SBI, TU	38047909293	12.03.2025	18.04.2026	6.80%	4,36,126	24,871	-	34,894	-	-	4,36,126	59,765
3	SBI, TU	38048261489	12.03.2025	18.04.2026	6.80%	3,25,609	18,569	-	26,052	-	-	3,25,609	44,621
4	SBI, TU	38048274578	12.03.2025	18.04.2026	6.80%	3,25,609	18,569	-	26,052	-	-	3,25,609	44,621
5	SBI, TU	38482730286	12.03.2025	18.04.2026	6.80%	1,68,662	9,674	-	13,494	-	-	1,68,662	23,168
6	SBI, TU	38482695490	12.03.2025	18.04.2026	6.80%	1,68,662	3,114	-	13,494	-	-	1,68,662	16,608
7	SBI, TU	38482751570	12.03.2025	18.04.2026	6.80%	1,68,662	9,674	-	13,494	-	-	1,68,662	23,168
8	SBI, TU	38482752722	12.03.2025	18.04.2026	6.80%	1,68,663	9,674	-	13,495	-	-	1,68,663	23,169
9	PNB, TU	718700DP00005965	04.12.2024	04.12.2025	6.80%	1,00,00,000	10,87,592	-	7,93,508	-	-	1,00,00,000	18,81,100
Sub-Total: (G)						1,21,82,868	12,05,740	-	13,89,032	-	-	1,21,82,868	25,94,772

FINANCE OFFICER

वित्त अधिकारी
तेजपुर विश्वविद्यालय
Finance Officer
Tezpur University

REGISTRAR

Registrar
Tezpur University
Napaam, Tezpur

SCHOLARSHIP (PROJECTS)

(Amount in Rupees)

Sl. No.	BANK NAME	ACCOUNT NO.	Date of Investment	Date of Maturity	Rate of Interest	Opening Balance		During the Year		MATURED		Closing Balance	
						Principal	Interest	Principal	Accrued Interest	Principal	Accrued Interest received during the Year	Principal	Interest
1	SBI, TU	39132143779	10.02.2025	10.02.2026	6.80%	20,00,000	4,27,841	-	1,54,305	-	-	20,00,000	5,82,146
Sub-Total: (H)						20,00,000	4,27,841	-	1,54,305	-	-	20,00,000	5,82,146
HEFA LOAN													
1	CANARA BANK	140051211793	11.07.2024	11.07.2026	6.85%	76,85,500	7,51,038	-	5,58,448	-	-	76,85,500	13,09,486
2	CANARA BANK	140051211279	11.07.2022	11.07.2026	5.70%	76,85,500	7,86,944	-	4,93,350	-	-	76,85,500	12,80,294
3	CANARA BANK	140051211180	11.07.2022	11.07.2025	5.70%	76,85,500	7,86,944	-	4,93,350	-	-	76,85,500	12,80,294
4	CANARA BANK	140138184057/2	14.03.2025	14.03.2025	6.15%	76,85,500	22,320	-	4,85,076	-	-	76,85,500	5,07,396
5	CANARA BANK	140138184057/1	14.03.2025	14.09.2025	6.85%	76,85,500	24,860	-	5,41,883	-	-	76,85,500	5,66,743
Sub-Total: (I)						3,84,27,500	23,72,106	-	25,72,107	-	-	3,84,27,500	49,44,213
Total: (A+B+C+D+E+F+G+H+I)						41,34,57,021	6,57,00,580	-	2,88,72,364	6,00,00,000	49,80,629	35,34,57,021	8,95,92,315
GRAND TOTAL: (Sch-5 + Sch-6)						41,57,79,263	6,65,88,360	-	2,91,12,829	6,00,00,000	49,80,629	35,57,79,263	9,07,20,560



FINANCE OFFICER

वित्त अधिकारी
तेजपुर विश्वविद्यालय
Finance Officer
Tezpur University



REGISTRAR

Registrar
Tezpur University
Napaam, Tezpur

TEZPUR UNIVERSITY, ASSAM

SCHEDULE- 7: CURRENT ASSETS

		(Amount in Rupees)	
	PARTICULARS	Current Year	Previous Year
	1. Closing Stock		
	a) Stationeries	4,66,598	3,13,179
	b) Medicine & Dressing Materials	3,24,829	2,17,609
	c) Chemicals & Consumables	1,03,75,514	40,72,015
	2. Sundry Debtors	0	0
	3. Cash & Bank Balances		
	a) In Current Accounts	15,80,957	2,50,040
	b) In Savings Accounts	9,97,05,519	16,22,41,625
	c) In Term Deposit Accounts (MoD)	77,22,29,044	64,86,87,294
	d) In Hand	0	0
	TOTAL	88,46,82,461	81,57,81,762


FINANCE OFFICER

वित्त अधिकारी
तेजपुर विश्वविद्यालय
Finance Officer
Tezpur University


REGISTRAR

Registrar
Tezpur University
Napaam, Tezpur

SUB SCHEDULE-A TO SCHEDULE: 7

(Amount in Rupees)

PARTICULARS	Current Year	Previous Year
1. Savings Bank Accounts		
Recurring & Salary		
SBI A/C No.10501586251 (RECURRING)	28,78,336	18,02,492
SBI A/C No 31196114707 (SAIC)	29,29,662	14,66,171
SBI A/C No.31223174021 (FEE COLLECTION)	0	14,15,751
SBI A/C No.35888146701 (FEE COLLECTION)	1,94,384	1,89,080
SBI A/C No 37854250831 (RECURRING)	6,58,29,116	6,44,29,609
SBI A/C No.37994286518 (SALARY)	12,86,76,347	10,94,98,993
SBI A/C No.39377388868 (POS)	2,96,890	2,36,426
SBI A/C No.34448892578 (HOSTEL REVOLVING FUND)	10,25,908	8,86,747
HDFC A/C No.50200075817251 (REMITTANCE)	-44,516	5,89,570
RBI TSA A/C No. 10671301065 (RECURRING)	0	0
RBI TSA A/C No. 10671301065 (SALARY)	0	0
Creation of Capital Assets		
SBI A/C No.00000010501586319 (PLAN)	85,33,669	86,86,394
SBI A/C No.37994285264 (CAPITAL)	83,89,403	85,67,161
RBI TSA A/C No. 10671301065 (CAPITAL)	0	0
HDFC A/C No.50200075817251 (REMITTANCE)	16,75,715	16,75,715
CANARA BANK A/C No. 3483101003885 (HEFA)	89,10,768	87,30,368
CANARA BANK A/C No. 3483101000312 (HEFA)	55,850	55,850
Projects		
PNB A/C No. 3306000100097548 (ONGC-CPBT)	61,93,326	51,92,653
CANARA BANK A/C No. 3483101003886 (HEFA)	7,58,53,260	7,45,20,300
CANARA BANK A/C No. 3483201000313 (HEFA-INTEREST)	0	0
SBI A/C No. 10501585452 (EARMARKED)	16,80,98,721	16,65,42,541
SBI A/C No. 39421977310 (TU ALUMINI)	7,502	456
SBI A/C No. 39421885781 (TU DEVELOPMENT FUND)	6,08,43,377	4,51,59,208
SBI A/C No. 31196111274 (IPR CHAIR)	4,258	4,146

FINANCE OFFICER

वित्त अधिकारी
तेजपुर विश्वविद्यालय
Finance Officer
Tezpur University

REGISTRAR

Registrar
Tezpur University
Napaam, Tezpur

SUB SCHEDULE-A TO SCHEDULE: 7 Contd..

(Amount in Rupees)

PARTICULARS	Current Year	Previous Year
SBI A/C No. 37290513244 (ENTERPRENEURSHIP)	2,56,617	2,49,818
SBI A/C No. 33768085998 (NEQIP SCHEME)	7,30,170	7,10,824
SBI A/C No. 10501586308 (ONGC Project)	12,846	12,506
CBI A/C No. 1699695635 (PROJECTS)	21,063	20,485
CANARA BANK A/C No. 110073611362 (TU REACHOUT)	15,479	14,972
CANARA BANK A/C No. 110153970470 (SCHEME-1782)	0	7,91,700
CANARA BANK A/C No. 110124725301 (MEITY-0538)	0	3,99,116
BANK OF MAHARASTRA A/C No. 60421093682 (DST-1817)	0	30,45,376
BANK OF MAHARASTRA A/C No. 60446924462 (MAHA CNA ACCOUNT)	0	2,552
BANK OF MAHARASTRA A/C No. 60430923169 (DST-3237)	0	50,82,496
ICICI A/C No. 070905003308 (TU DBT-0150)	0	36,66,345
ICICI A/C No. 070905003423 (SCHEME-3921)	0	18,03,767
RBI TSA A/C No. 10687701102 (PROJECT-2354)	0	0
SBI A/C No. 41378701738 (DR. AMBEDKAR CENTRE OF EXCELLENCE)	27,30,056	769
CANARA BANK A/C No. 110077823566 (TU ITES-2353)	0	2,64,688
UNION BANK A/C No. 546502010010899 (PMFME SCHEME)	1,75,56,928	2,15,26,921
UNION BANK A/C No. 546502010011328 (TU DST-ITDD-1819)	0	10,50,000
SBI A/C No. 41535937029 (NEC-0248)	0	9,990
SBI A/C No.10501586885 (BIO-ELECTRONICS)	9,155	9,155


 वित्त अधिकारी
 तेजपुर विश्वविद्यालय
 Finance Officer
 Tezpur University


 Registrar
 Tezpur University
 Napaam, Tezpur

SUB SCHEDULE-A TO SCHEDULE: 7 Contd..

(Amount in Rupees)

PARTICULARS	Current Year	Previous Year
SBI A/C No.30448821505 (R&D)	3,53,79,854	1,63,60,612
SBI A/C No.38583188134 (ICSSR)	2,57,051	2,50,240
PNB A/C No.0010010308773 (CORPUS FUND)	4,35,42,502	4,04,87,692
SBI A/C No. 33082442701 (CONSULTANCY PROJECTS)	77,23,324	78,78,142
SBI A/C No. 39674329767 (NEC)	66,493	64,732
SBI A/C No.00000010501586273 (DEBTS & DEPOSITS)	11,92,06,566	11,53,62,839
SBI A/C No. 00000010501586295 (H.B. ADVANCE)	3,33,49,704	2,72,97,338
SBI A/C No. 31381214993 (CDOE)	39,16,874	55,66,472
SBI A/C No. 30916237857 (TU MBA)	1,44,01,208	1,41,07,707
HDFC A/C No. 50100477417162 (QUB)	3,47,77,531	3,59,70,390
SBI A/C No. 32528586418 (NSS)	77,229	95,490
RBI TSA A/C No. 10671301065 (PROJECT)	0	0
CANARA BANK A/C No No. 110178694970 (CODL FEE ACCOUNT)	28,11,096	0
TOTAL (A)	85,71,93,718	80,17,52,762
SUB SCHEDULE-B TO SCHEDULE: 7		
2. Current Accounts		
SBI A/C No. 32988673022 (R&D A/C)	13,68,776	2,87,609
SBI A/C No. 10501579050 (SCHOLORSHIPS)	19,33,980	17,92,624
SBI A/C No .36328536759 (GUEST HOUSE)	1,30,19,046	73,45,965
TOTAL (B)	1,63,21,802	94,26,197
GRAND TOTAL (A+B)	87,35,15,520	81,11,78,959

FINANCE OFFICER

वित्त अधिकारी
तेजपुर विश्वविद्यालय
Finance Officer

45

REGISTRAR

Registrar
Tezpur University
Napaam, Tezpur

TEZPUR UNIVERSITY, ASSAM

SCHEDULE- 8: LOANS, ADVANCES & DEPOSITS

		(Amount in Rupees)	
	PARTICULARS	Current Year	Previous Year
1.	Advances to Employees: (Non Interest Bearing)		
	a) Festival Advance	0	0
	b) Medical Advance	0	0
2.	Long Term Advance to Employees (Home Loan)		
	a) House Building Advance	1,40,83,491	1,84,53,779
	b) Interest due on HBA	1,03,45,369	1,07,63,482
3.	Advances & Other Amounts recoverable in cash or in kind or for value to be received		
	a) On Capital Account	92,155	8,54,22,049
	b) Other Advances	5,57,93,493	2,71,53,065
	c) Security Deposits etc	3,759	3,759
4.	Prepaid Expenses		
	a) Insurance	0	22,60,885
5.	Deposits		
	a) Electricity	8,76,494	8,76,494
	b) AICTE etc.	1,13,420	1,13,420
6.	Income Accrued		
	a) On Endowment Funds	11,28,245	8,87,780
	b) On Creation of Capital Assets	2,89,63,762	2,08,23,445
	c) On TU Alumni Endowment Fund	45,196	3,329
	d) On ONGC (Projects)	28,02,728	16,64,758
	e) On Queens University Belfast	2,36,74,927	1,52,02,464
	f) On Endangered Language	1,06,73,056	89,19,115
	g) On General Projects	1,53,11,515	1,50,81,782
	h) On Corpus Fund	25,94,772	12,05,740
	i) On Scholarship	5,82,146	4,27,841
	j) On HEFA Loan	49,44,213	23,72,106
	k) On Debts and Deposits	0	0
	l) Advance in Sponsored Projects	88,08,288	88,90,132
	m) Receivable from Funding Agencies (Scholarship)	0	0
	n) Receivable from Funding Agencies (Research Project)	1,35,52,467	1,50,24,387
GRAND TOTAL		19,43,89,496	23,55,49,812

FINANCE OFFICER

46

REGISTRAR
Tezpur University

SUB SCHEDULE-A TO SCHEDULE-8

(Amount in Rupees)

PARTICULARS		Current Year	Previous Year
1	Festival Advances		
	Recurring & Salary	0	0
a)	Creation of Capital Assets Projects	0 0	0 0
	Total	0	0
	Medical Advances		
b)	Recurring & Salary	0	0
	Total	0	0
2	Long Term Advance to Employees (Home Loan)		
a)	House Building Advance	1,40,83,491	1,84,53,779
b)	Interest due on HBA	1,03,45,369	1,07,63,482
	Total	2,44,28,860	2,92,17,261
3 a)	Advances & Other Amounts recoverable in cash or in kind or for value to be received		
	On Capital Account (Recurring & Salary)		
	Equipment Advance: Deptt of Chemical Sciences	87,769	87,769
	On Capital Account (Creation of Capital Assets)		
	Equipment Advances: (ICAR-CIAE Bhopal)	0	3,26,144
	Advance to APWD (EWS)	0	8,50,00,000
	Advance for Journals	4,386	8,136
	Total	92,155	8,54,22,049
3 b)	Other Advances		
	Recurring & Salary		
	Advance for Energy Department	27,094	27,094
	Miscellaneous Advances	21,02,035	33,11,722
	LC Advance: HDFC	3,26,463	11,39,225
	Advance GSLI	51,625	32,625
	Guest House Rent Receivable	3,49,126	9,68,950
	Fair Rent Receivable	4,82,415	0
	Imprest Advance	17,000	17,000
	Advance to Kendriya Vidyalaya, TU Campus	11,29,419	36,93,631
	Carried Forward	44,85,177	91,90,247

वित्त अधिकारी
तंत्रज्ञान अधिकारी
FINANCE OFFICER

Registrar
Jozour University

SUB SCHEDULE-A TO SCHEDULE-8 CONTINUED...

(Amount in Rupees)

	PARTICULARS	Current Year	Previous Year
	Brought Forward	44,85,177	91,90,247
3 b)	Creation of Capital Assets		
	GSLI Advance (TLC and Womens Study Centre)	19,500	19,500
	Projects:		
	Corpus Fund Advance (LC with HDFC Bank Ltd.)	17,75,285	1,77,34,383
	General	-64,491	-64,491
	Advance-CDOE	3,38,950	2,55,354
	Advance-MBA Executive	18,072	18,072
	Advance Jal Nigam, UP-Construction of Indoor Hall out of the GoA Grant	4,92,21,000	0
	Total	5,57,93,493	2,71,53,065
3 c)	Security Deposits etc		
	Security Deposit: Telephone	3,759	3,759
	Total	3,759	3,759
4 a)	Prepaid Expenses		
	Insurance		
	Recurring & Salary	0	22,60,885
	Total	0	22,60,885
5 a)	Deposits		
	Projects		
	Paid to ASEB for Dedicated Line	24,000	24,000
	Security Deposit (ASEB)	6,99,770	6,99,770
	Advance: Dedicated Power Line	1,52,724	1,52,724
	Total	8,76,494	8,76,494
5 b)	Deposits: AICTE Grants		
	Projects :		
	Prof. Tridib Ranjan Sarma	45,146	45,146
	Dr. K K Sashi	34,074	34,074
	AICTE Project	34,200	34,200
	Total	1,13,420	1,13,420

FINANCE OFFICER

वित्त अधिकारी
तेजपुर विश्वविद्यालय
Finance Officer

REGISTRAR
Registrar

Tezpur University
Nanaam Tezpur

TEZPUR UNIVERSITY, ASSAM

SCHEDULE- 9: ACADEMIC RECEIPTS

(Amount in Rupees)

PARTICULARS	Current Year	Previous Year
FEES FROM STUDENTS		
Academic		
1. Tuition Fee	6,43,73,842	5,41,89,055
2. Admission Fee	13,20,531	56,31,380
3. Admission Fee (PhD)	27,34,877	37,31,700
4. Library Fee	39,13,800	36,04,100
5. Laboratory Fee	70,54,319	65,23,804
6. Consumable Fee	31,36,500	31,89,600
7. Registration Fee	2,48,700	2,33,000
8. Research Fee	56,18,000	50,24,000
9. Students Activity Fee	49,29,875	45,17,500
10. Infrastructure & Amenity Fee	1,06,85,100	98,61,900
11. Enrolment Fee	42,38,867	37,32,000
TOTAL (A)	10,82,54,411	10,02,38,039
Examinations		
1. Admission Test Fee	0	0
2. Examination Fee	75,82,652	66,53,500
3. Mark Sheet Certificate Fee	0	0
4. Educational Kit	0	6,10,000
TOTAL (B)	75,82,652	72,63,500
Other Fee		
1. Identity Card Fee	4,52,650	88,850
2. Fine/Miscellaneous Fee	0	0
3. Medical Fee	29,11,293	26,54,900
4. Transportation Fee	97,44,000	90,14,000
5. Workshop and Training Fee	17,24,000	16,10,000
6. Hostel Admission Fee	1,83,39,125	1,63,40,573
7. Convocation Fee	16,08,000	15,76,500
8. Fees From Chinese Course	4,20,000	5,85,600
9. Fan, Electricity, Water Charges	38,51,700	35,31,400
10. Medical Insurance Fee	13,82,970	12,76,408
11. Menial Charges	1,37,81,625	1,22,53,500
12. Provisional certificate Fee	1,73,100	1,60,100
13. Outdoor Activity Fee	2,48,500	3,22,000
14. Students Welfare Fund	14,46,725	13,47,600
15. Training & Placement Fee	7,83,000	7,64,500
TOTAL (C)	5,68,66,688	5,15,25,931
Sale of Publications		
1. Sale of Admission Forms	2,52,500	4,08,200
2. Sale of Syllabus, Question Paper etc	43,000	50,000
3. Sale of Prospectus including Admission Form	1,14,53,574	92,00,200
4. Others (Sale of Books Part I & III)	0	5,000
TOTAL (D)	1,17,49,074	96,63,400
Other Academic Receipts		
1. Verification Fee	6,100	23,900
2. Fees from Foreign Student	6,16,186	3,10,948
3. Thesis Submission Fee	6,50,000	5,25,000
4. TU-Development Fund Fee	0	0
5. Migration Fee	58,200	51,500
6. Internship Fee	4,51,600	3,70,950
TOTAL (E)	17,82,086	12,82,298
GRAND TOTAL (A+B+C+D+E)	18,62,34,911	16,99,73,168


 वित्त अधिकारी
 Finance Officer
 Tezpur University

49


 REGISTRAR
 Registrar
 Tezpur University

TEZPUR UNIVERSITY, ASSAM

SCHEDULE- 10: GRANTS/SUBSIDIES (IRREVOCABLE GRANTS RECEIVED)

(Amount in Rupees)

PARTICULARS	Grants for Creation of Capital Assets				Grant for Salaries & Recurring		Current Year Total	Previous Year Total
	Govt of India	UGC	Others	Total	UGC	Others		
Balance Brought Forward	0	14,18,61,510	0	14,18,61,510	0	0	14,18,61,510	14,94,84,784
Add: Receipts during the Year	0	9,50,00,000	0	9,50,00,000	1,50,50,00,000	0	1,60,00,00,000	1,58,30,00,000
Total	0	23,68,61,510	0	23,68,61,510	1,50,50,00,000	0	1,74,18,61,510	1,73,24,84,784
Less: Refund to UGC/Pull back by RBI	0	0	0	0	0	0	0	30,45,932
Balance	0	23,68,61,510	0	23,68,61,510	1,50,50,00,000	0	1,74,18,61,510	1,72,94,38,852
Less: Utilised for Capital Expenditure (A)	0	9,50,00,000	0	9,50,00,000	0	0	9,50,00,000	7,45,77,342
Balance	0	14,18,61,510	0	14,18,61,510	1,50,50,00,000	0	1,64,68,61,510	1,65,48,61,510
Less: Utilised for Revenue Expenditure (B)	0	0	0	0	1,50,50,00,000	0	1,50,50,00,000	1,51,30,00,000
Balance c/f reflected in Unutilised Grants : Schedule 3	0	14,18,61,510	0	14,18,61,510	0	0	14,18,61,510	14,18,61,510


FINANCE OFFICER
 ৩ি৩ন অধিকারী
 তেজপুৰ বিশ্ববিদ্যালয়
Finance Officer
 Tezpur University


REGISTRAR
 Registrár
 Tezpur University
 Napaam, Tezpur

TEZPUR UNIVERSITY, ASSAM

SCHEDULE- 11: INCOME FROM INVESTMENTS

(Income on Investment from Earmarked/Endowment Funds transferred to Funds)

(Amount in Rupees)

Particulars	Earmarked/Endowment Funds		Other Investments	
	CURRENT YEAR	PREVIOUS YEAR	CURRENT YEAR	PREVIOUS YEAR
1) Interest				
a) On Government Securities	0	0	0	0
b) On other Bonds/Debentures	0	0	0	0
2) Interest on Term Deposits	23,73,976	78,60,348	0	0
3) Income accrued but not due on Term Deposits/Interest bearing advances to employees	2,09,72,512	1,56,11,659	81,40,317	79,30,248
Sub-Total	2,33,46,488	2,34,72,007	81,40,317	79,30,248
4) Interest on Saving Bank Accounts	37,31,588	56,98,073	0	0
5) GOA NSS Fund	119	37	0	0
6) Others (specify)	0	0	0	0
a) HBA	12,63,965	15,90,101	0	0
TOTAL	2,83,42,160	3,07,60,218	81,40,317	79,30,248
Transferred to Earmarked /Endowment Funds/Project Funds (Schedule -II&III)	2,83,42,160	3,07,60,218	0	0
BALANCE	NIL	NIL	81,40,317	79,30,248

FINANCE OFFICER

वित्त अधिकारी
तेजपुर विश्वविद्यालय
Finance Officer
Tezpur University

REGISTRAR

Registrar
Tezpur University
Napaam, Tezpur

TEZPUR UNIVERSITY, ASSAM

SCHEDULE - 12: INTEREST EARNED

(Amount in Rupees)

PARTICULARS	CURRENT YEAR	PREVIOUS YEAR
1 On Savings Accounts with Scheduled Banks	3,04,254	2,95,825
Total	3,04,254	2,95,825


FINANCE OFFICER

वित्त अधिकारी
तेजपुर विश्वविद्यालय
Finance Officer
Tezpur University


REGISTRAR
Registrar


Tezpur University
Napaam, Tezpur

TEZPUR UNIVERSITY, ASSAM

SCHEDULE- 13: OTHER INCOME

(Amount in Rupees)

PARTICULARS	CURRENT YEAR	PREVIOUS YEAR
A. Income from Land & Building		
1. Accomodation Charges	87,825	23,976
2. Electricity Charges	90,38,832	83,35,897
3. License Fee	68,90,919	67,44,141
4. Fair Rent	41,50,806	56,12,035
5. Rent (TU Guest House)	50,61,504	72,42,293
Total (A)	2,52,29,886	2,79,58,342
B. Income from Other Sources		
1. Vehicle Hiring Charges	36,950	80,450
2. Garbage Disposal Charges	8,96,000	9,07,210
3. RTI Fee	110	224
4. Misc. Receipts	4,80,895	35,58,723
5. Violin Fee	2,000	20,000
6. Convayence	3,600	3,600
7. Cricket Coaching Fee	27,000	10,000
8. Civil Service Coaching Programme Fee	0	90,000
9. Institutional Fellowship PhD	10,87,317	21,02,808
10. Travelling Allowance Receipt	0	33,146
11. Sample Analysis Charges	0	10,000
12. TA/Remuneration of Examiner	0	6,51,361
13. Rent Auditorium	4,500	54,200
14. Laboratory Chages (Medical)	1,05,340	86,023
15. Day Care Fee	2,44,800	1,78,838
16. Service Charges (SAIC and FET)	12,67,296	15,69,070
17. Gate Entry Pass Charges	61,200	54,890
18. Un-Traced Credits	0	3,14,38,887
19. Swimming Pool Charges	0	5,28,130
20. Income from Knedriya Vidyalaya at TU Campus	0	8,36,974
21. Badminton Fee	5,42,080	0
22. Gym Fee	55,490	0
23. Yoga Fee	3,150	0
24. Sale of Scrap Materials	89,437	0
25. Taekwando Fee	1,97,000	0
Total (B)	51,04,165	4,22,14,533
GRAND TOTAL: (A+B)	3,03,34,051	7,01,72,875


FINANCE OFFICER
 বিত্ত অধিকারী
 তেজপুর বিশ্ববিদ্যালয়
 Officer

53


REGISTRAR
 Registrar
 Tezpur University

TEZPUR UNIVERSITY, ASSAM

SCHEDULE- 14: PRIOR PERIOD INCOME

(Amount in Rupees)

PARTICULARS		CURRENT YEAR	PREVIOUS YEAR
1	Liquidity Damages	0	3,38,261
2	Income from Investments	0	0
3	Interest Earned	0	0
4	Other Income	0	0
	a) Academic Expenses		
	i) Maintenance of Lab Equipment	0	18,42,800
	ii) Chemicals and Consumables	0	4,94,400
	b) Administrative Expenses		
	i) Maintenance of Office Equipment	0	5,000
	c) Repairs & Maintenance		
	i) Building Repairing and Estate Maintenance	0	16,69,971
	ii) Maintenance of Water Treatment Plant	0	9,65,573
Total		0	53,16,005


FINANCE OFFICER

वित्त अधिकारी
तेजपुर विश्वविद्यालय
Finance Officer
Tezpur University


REGISTRAR

Registrar
Tezpur University
Napaam, Tezpur

TEZPUR UNIVERSITY, ASSAM

SCHEDULE- 15: STAFF PAYMENTS & BENEFITS (ESTABLISHMENT EXPENSES)

(Amount in Rupees)

PARTICULARS	CURRENT YEAR	PREVIOUS YEAR
a) Salaries (Teaching)	70,72,38,790	67,36,78,471
b) Salaries (Non-Teaching)	29,37,30,628	28,65,88,849
c) Contribution to Provident Fund	32,17,970	32,61,734
d) Employers' Contribution to NPS	7,45,00,896	7,22,04,025
e) EL Encashment on LTC	22,15,693	29,17,006
f) Retirement and Terminal Benefits	54,05,06,724	78,67,56,032
g) LTC Facility	51,58,135	40,22,612
h) Medical Reimbursement	52,43,104	52,11,898
i) Children Education Allowance	1,16,43,750	94,50,000
j) Salary of Kendriya Vidyalaya Staff	4,37,64,212	3,78,83,893
Total	1,68,72,19,902	1,88,19,74,520


FINANCE OFFICER

विद्युत अधिकारी
तेजपुर विश्वविद्यालय
Finance Officer
Tezpur University


REGISTRAR

Registrar

Tezpur University
Napaam, Tezpur


TEZPUR UNIVERSITY, ASSAM

SCHEDULE- 15A: EMPLOYEES RETIREMENT AND TERMINAL BENEFITS

(Amount in Rupees)

PARTICULARS	Pension	Gratuity	Leave Encashment	Total
Opening Balances as on 01/04/2024	2,17,35,48,283	27,23,08,053	48,40,54,353	2,92,99,10,689
Additions: Capitalized Value of Contributions received from other Organisations	17,49,985	0	9,39,574	26,89,559
Total (a)	2,17,52,98,268	27,23,08,053	48,49,93,927	2,93,26,00,248
Less: Actual Payment during the Year (b)	6,36,83,811	1,57,57,206	1,04,53,219	8,98,94,236
Less: Pension Commutation paid during the year (c)	40,07,851	0	0	40,07,851
Balance available as on 31/03/2025 d = (a - b - c)	2,10,76,06,606	25,65,50,847	47,45,40,708	2,83,86,98,161
Provision required on 31/03/2025 as per Actuarial Valuation (e)	2,48,96,65,743	34,84,52,133	53,83,67,164	3,37,64,85,040
A. Provision to be made in the Current Year (e - d)	38,20,59,137	9,19,01,286	6,38,26,456	53,77,86,879
B. Pension Contribution	24,56,485	0	0	24,56,485
C. Medical Reimbursement to Retired Employees	0	0	0	0
D. Travel to Hometown on Retirement	2,63,360	0	0	2,63,360
E. Deposit Linked Insurance Payment	0	0	0	0
Total Retirement Benefits (A+B+C+D+E)	38,47,78,982	9,19,01,286	6,38,26,456	54,05,06,724


FINANCE OFFICER
 বিত্ত অধিকারী
 তেজপুৰ বিশ্ববিদ্যালয়
 Finance Officer
 Tezpur University


REGISTRAR
 Registrar
 Tezpur University
 Napaam, Tezpur

TEZPUR UNIVERSITY, ASSAM

SCHEDULE- 16: ACADEMIC EXPENSES

(Amount in Rupees)

SI	PARTICULARS	CURRENT YEAR	PREVIOUS YEAR
a)	Laboratory Expenses	43,63,431	72,51,906
b)	Field Work/ Study Tour Expenses	40,28,362	38,33,770
c)	Expenses on Seminars/Workshop	41,21,708	42,21,992
d)	Payment to Guest Faculty	1,76,22,229	2,31,36,672
e)	Examinations	64,28,620	30,09,517
f)	Student Welfare Expenses	33,64,468	18,70,987
g)	Seed Money / Research Grant	0	2,84,963
h)	Convocation Expenses	43,40,901	30,14,589
l)	Institutional Fellowship	3,23,72,735	3,00,58,406
J)	Development Kit, MBA	5,80,000	5,90,000
k)	Others (specify)	0	2,40,349
j)	Institutional Fellowship Ph.D	74,14,009	29,48,096
	Total	8,46,36,463	8,04,61,247


FINANCE OFFICER
বিত্ত অফিসার
তেজপুৰ বিশ্ববিদ্যালয়
Finance Officer
Tezpur University

57


REGISTRAR
Registrar
Tezpur University
Napaam Tezpur

TEZPUR UNIVERSITY, ASSAM


SCHEDULE- 17: ADMINISTRATIVE AND GENERAL EXPENSES

(Amount in Rupees)			
Sl. No.	PARTICULARS	CURRENT YEAR	PREVIOUS YEAR
1	Electricity & Power	5,02,93,649	4,79,92,190
2	Insurance	35,76,460	28,50,315
3	Postage & Telegram	1,24,683	1,86,799
4	Telephone, Fax and Internet Charges	28,83,819	74,97,796
5	Printing & Stationeries	42,40,234	18,36,371
6	Travelling and Conveyance Expenses	78,38,643	52,22,271
7	TA / Remuneration to Examiner	40,22,049	40,05,256
8	Contingency Expenses	28,87,360	31,03,813
9	Professional Charges	3,63,347	1,58,899
10	Advertisement and Publicity	10,62,610	6,01,101
11	News Paper, Magazines & Journals	3,16,590	2,65,974
12	Cleaning Services	0	2,83,51,636
13	Hospitality and Public Relation	1,82,444	1,11,993
14	Salary/Remuneration	8,31,62,808	5,72,23,607
15	Consumables	7,02,523	13,35,439
16	Hostel Catering Services	7,35,31,502	6,38,39,263
17	Wages	3,54,75,873	3,30,58,687
18	WI-FI Facility through OPEX Mode	45,97,400	4,59,740
19	HEFA Loan IRG Repayment	0	1,53,70,500
20	Other Recurring Expenses (Sub Schedule-A)	1,63,89,155	19,88,54,964
Total		29,16,51,149	47,23,26,614

FINANCE OFFICER


 वित्त अधिकारी
 तेजपुर विश्वविद्यालय
 Finance Officer
 Tezpur University

REGISTRAR


 Registrar
 Tezpur University
 Napaam, Tezpur

SUB SCHEDULE: A OF SCHEDULE - 17: OTHER RECURRING EXPENSES

(Amount in Rupees)			
Sl. No.	PARTICULARS	CURRENT YEAR	PREVIOUS YEAR
	Other Recurring Expenses		
1	Hostel Utensils etc.	9,69,654	5,71,497
2	NBA Expenditure	0	1,82,211
3	Guest House DTH Recharge	0	1,365
4	Book Binding Expenses	9,400	1,89,800
5	Registration Fee	0	1,78,000
6	Consultany Fee	1,18,170	9,88,496
7	Travel Grant	7,11,942	7,86,636
8	INSCIGNIS-2024	9,71,789	96,500
9	ICC Expenditure	0	27,890
10	Guest House Software Maintenance	18,000	41,595
11	Guest House Expenditure	9,25,642	34,582
12	Medicine & Dressing Material	17,38,411	16,94,174
13	Membership Fee	29,00,862	6,06,370
14	Misc. Expenditure	5,954	17,65,828
15	Day care Centre	6,093	4,516
16	Ceremonial Expenses	8,92,455	11,37,497
17	Overtime Allowance	3,363	17,820
18	Administrative Overhead Charges KV	57,42,000	58,21,000
19	Meeting Expenses	9,93,914	28,89,019
20	New Extenson Activities & Outreach	1,90,649	92,666
21	Expenditure for Telecommunication Service	0	26,64,194
22	Staff Training Expenses	0	1,25,104
23	Food and Accommodation	56,917	0
24	Techxetra	20,127	0
25	Honorarium	1,13,813	0
26	Untraced Credits	0	17,89,38,204
	Total	1,63,89,155	19,88,54,964


FINANCE OFFICERवित्त अधिकारी
तेजपुर विश्वविद्यालय
Finance Officer
Tezpur University
REGISTRAR
Registrar
Tezpur University
Napaam, Tezpur

TEZPUR UNIVERSITY, ASSAM

SCHEDULE - 18: TRANSPORTATION EXPENSES

(Amount in Rupees)

PARTICULARS	CURRENT YEAR	PREVIOUS YEAR
1. Vehicles (owned by Institution)	0	0
a) Running Expenses	5,51,120	8,94,599
b) Repairs & Maintenance	1,98,792	1,89,697
c) Insurance Expenses	42,887	34,501
2. Vehicle Taken on Rent/Lease	0	0
a) Rent/Lease Expenses	0	0
3. Vehicle Hiring Charges	73,93,889	77,07,864
TOTAL	81,86,688	88,26,661


FINANCE OFFICER

वित्त अधिकारी
तेजपुर विश्वविद्यालय
Finance Officer
Tezpur University


REGISTRAR

Registrar
Tezpur University
Napaam, Tezpur

TEZPUR UNIVERSITY, ASSAM

SCHEDULE -19: REPAIRS & MAINTENANCE

(Amount in Rupees)

PARTICULARS	CURRENT YEAR	PREVIOUS YEAR
a) Buildings	66,79,794	75,82,226
b) Furniture & Fixtures	8,13,484	5,11,153
c) Plant & Machinerics	0	0
d) Office Equipment	41,56,976	62,33,166
e) Computers	0	0
f) Laboratory & Scientific Equipment	35,17,960	37,26,757
g) Audio Visual Equipment	0	0
h) Cleaning Material & Services	2,98,09,187	0
i) Electrical Maintenance	1,27,10,508	1,18,13,152
j) Gardening	0	0
k) Estate Maintenance	1,47,20,890	1,56,24,073
l) Others (specify)	0	0
Total	7,24,08,799	4,54,90,527


FINANCE OFFICER
वित्त अधिकारी
तेजपुर विश्वविद्यालय
Finance Officer
Tezpur University


REGISTRAR
Registrār
Tezpur University
Napaam, Tezpur

TEZPUR UNIVERSITY, ASSAM

SCHEDULE- 20: FINANCE COSTS

(Amount in Rupees)

PARTICULARS	CURRENT YEAR	PREVIOUS YEAR
a) Bank Charges	1,77,519	3,43,886
b) Others (Specify)	0	0
Total	1,77,519	3,43,886


FINANCE OFFICER

वित्त अधिकारी
तेजपुर विश्वविद्यालय
Finance Officer
Tezpur University


REGISTRAR

Registrar
Tezpur University
Napaam, Tezpur

TEZPUR UNIVERSITY, ASSAM

SCHEDULE- 21: OTHER EXPENSES

PARTICULARS	(Amount in Rupees)	
	CURRENT YEAR	PREVIOUS YEAR
a) Provision for Bad and Doubtful Debts/Advances	0	0
b) Irrecoverable Balances Written-off	0	0
c) Grants/Subsidies to the Other Institutions/Organisations	0	0
d) Others (Specify)	0	0
Total	0	0


FINANCE OFFICER

वित्त अधिकारी
तेजपुर विश्वविद्यालय
Finance Officer
Tezpur University


REGISTRAR
Registrár

Tezpur University
Napaam, Tezpur

TEZPUR UNIVERSITY, ASSAM

SCHEDULE- 22: PRIOR PERIOD EXPENSES

(Amount in Rupees)

PARTICULARS		CURRENT YEAR	PREVIOUS YEAR
1	Establishment Expenses	0	0
2	Academic Expenses		
	a) Maintenance of Lab Equipment	0	0
	b) Chemicals and Consumables	0	0
3	Administrative Expenses		
	a) Maintenance of Office Equipment	0	0
4	Transportation Expenses	0	0
5	Repairs & Maintenance		
	a) Building Repairing and Estate Maintenance	0	0
	b) Maintenance of Water Treatment Plant	0	0
6	Others	0	0
Total		0	0


FINANCE OFFICER

वित्त अधिकारी
तेजपुर विश्वविद्यालय
Finance Officer
Tezpur University


REGISTRAR

Registrar
Tezpur University
Napaam, Tezpur

TEZPUR UNIVERSITY, NAPAAM: TEZPUR

SCHEDULE -23: SIGNIFICANT ACCOUNTING POLICIES

1. BASIS FOR PREPARATION OF ACCOUNTS:

1.1. Tezpur University is a Central University established in 1994 at Napaam, Tezpur by an Act of Parliament (The Tezpur University Act 1993, Act 45 of 1993). It is substantially funded by Government of India. The Accounts are prepared in accordance with the principles and procedures laid down by the Ministry of Education, Government of India in the New Format of Accounts, prescribed for centrally funded educational institutions, on accrual basis, duly in compliance with applicable Uniform Accounting Standards (UAS).

2. REVENUE RECOGNITION AND ACCOUNTING:

2.1. All revenues and expenses are accounted for on accrual principle with necessary provisions for known liabilities except for the followings:

- (a) The fee collected from the students are accounted for on cash basis;
- (b) The sale of admission forms are accounted for on cash basis;
- (c) Receipts of interest on House Building Advances are accounted for on recovery basis;
- (d) Interest on Savings Bank Accounts are accounted for on cash basis;
- (e) Revenue and Capital Grants have been accounted for on accrual basis;
- (f) Interest from Investments are accounted for on accrual basis; and
- (g) Expenditure on charges prepaid except subscription of journals and insurance prepaid are accounted for on cash basis.

3. TRANSFER TO THE CAPITAL FUND:

- (a) Assets created out of Earmarked/Designated Funds, where the ownership of such assets are vested with the University are accounted for by transferring the amount to the Capital Fund and correspondingly merged with the Fixed Assets of the University. Depreciation is charged at the rates applicable to the respective Fixed Assets.


वित्त अधिकारी
तेजपुर विश्वविद्यालय
Finance Officer
Tezpur University


Registrar
Tezpur University
Napaam, Tezpur

4. FIXED ASSETS AND DEPRECIATION:

- 4.1. Fixed Assets are stated at cost of acquisition including all direct expenses like inward freight, duties and taxes related to acquisition, installation and commissioning. Depreciation is provided on the Fixed Assets under "Straight Line Method" (SLM) at the rates prescribed by Ministry of Education, Govt. of India in new format of Accounts and guidelines.
- 4.2. Fixed Assets of the University are acquired out of the Grants received from the Government of India, Other Designated Funds and Internal Revenue Generation. Grants utilized for acquisition of Fixed Assets are accounted for by transferring the amount to the Capital Fund and correspondingly merged with the Fixed Assets of the University.
- 4.3. Depreciation is provided for the whole year on additions during the year as per guidelines of Ministry of Education, Govt. of India.
- 4.4. Gifted Assets, if any are declared at the declared value, wherever available. If not so available, the value is taken as Nil. They are set-up by credit to Capital Fund and merged with the Fixed Assets of the University. Depreciation is charged thereon, at the rates applicable to respective Fixed Assets.
- 4.5. Gifted Books: 6477 number of books were gifted to the University over the years' worth Rs. 17,21,608/-, out of which 307 numbers worth Rs. 1,22,622/- were gifted during the financial year 2024-25. All the gifted books were duly entered in the Library Accession Register of the University. In many cases, the value of the books are not available. As per the Accounting Policy and Guidelines, a notional/residual value of Re. 1/- has been included as a separate non-depreciable item in the Balance Sheet under Schedule 4.
- 4.6. As per guidelines of Ministry of Education, Govt. of India, the assets individual value of each of which is Rs. 2,000/- or less (except Library Books) are treated as Small Value Assets, 100% depreciation has been provided leaving a residual value of Re.1/- exhibited in the Schedule -4: Fixed Assets in order to have physical verification.
- 4.7. Capital Works-in-Progress are stated at cost, incurred relating to assets in progress.
- 4.8. Depreciation on Tangible Fixed Assets are provided on Straight Line Method at the following rates:

SI No.	Assets	Rate of Depreciation (in percenta
1	Land and Site Development	0
2	Buildings	2
3	Roads & Bridges	2
4	Tube Well & Water Supply	2
5	Sewerage & Drainage	2
6	Electrical Installation & Equipment	5
7	Plant & Machinery	5
8	Scientific & Laboratory Equipment	8
9	Office Equipment	7.5
10	Audio Visual Equipment	7.5
11	Computers & Peripherals	20

12	Furniture, Fixture & Fittings	7.5
13	Vehicles	10
14	Library Books & Scientific Journals	10

4.9. Assets created out of Sponsored Projects are not carried in the Annual Accounts and accounted for by way of credit to the Capital Fund only, where such assets' ownership are not vested with the University.

5. INTANGIBLE ASSETS:

5.1. Software and E-Journals purchases are treated as Intangible Asset and depreciation at the rate 40%, as per guidelines provided in Schedule – 4: Fixed Assets.

5.2. Patents and Copyrights are amortized over the period of 9 years. In respect to Intangible Assets, a residual value of Re. 1/- has been carried in the books.

6. INVENTORIES:

6.1. Inventories comprising of chemicals, glassware, stationeries, consumables and other stores are treated as revenue expenditure during the year of purchase. However, unutilized stock as on 31.3.2025 have been duly accounted for as Stock on purchase value basis on FIFO method in the Accounts.

7. RETIREMENT BENEFITS:

7.1. The post-Retirement Benefits in the form of New Pension Scheme Fund are being maintained by NSDL and the retirement benefits in form of New Pension Scheme (NPS) will be as per the guidelines issued by Govt. of India from time to time and University has no liabilities on these accounts as employees and employers matching contributions are being deposited on monthly basis to the individual PRAN of the concerned regular employees of the University.

7.2. The University, since inception has accounted for pension and retirement benefits on a cash basis. With effect from the financial year 2018-19, as per the decision of the management, actuarial valuation was carried out for Gratuity, and Leave Encashment. The liabilities as on 31st march, 2021, have been duly provided. Actuarial valuation for pension was also carried out from the financial year 2020-21, as has been detailed in Schedule 15A of the Accounts.


 वित्त अधिकारी
 तेजपुर विश्वविद्यालय
 Finance Officer
 Tezpur University


 Registrar
 Tezpur University
 Napaam, Tezpur

8. INVESTMENTS:

- 8.1. Long Term Investments are carried at cost or face value whichever is lower.
- 8.2. Permanent diminution in value on the date of the Balance Sheet shall be provided for.
- 8.3. Short Term Investments shall be carried at their cost or market value, whichever is lower.

9. GRANTS-IN-AID:

- 9.1. Grants to the extent utilized towards Capital Expenditure are transferred to Schedule - 1: Capital Fund as per guidelines.
- 9.2. Grants to the extent utilized towards Revenue Expenditure transferred to Income and Expenditure as Income of the year.
- 9.3. Unutilized Capital Grant and Unutilized Revenue Grants are exhibited in the Current Liabilities & Provisions in Schedule – 3 as per guidelines.

10. INCOME TAX:

- 10.1. The Income of the University is exempt from Income Tax as per provisions of Section 10(23 C)(iiiab) of the Income Tax Act, 1961. Hence, no provision for income tax is made in the accounts.

11. FOREIGN CURRENCY TRANSACTIONS:

- 11.1. Transactions denominated in foreign currencies are recorded at the exchange rate prevailing on the date of transaction/GOC Rates/ Bank Rates as the case may be. During the financial year 2024-25, the total value of foreign transactions stood at Rs. 33,51,878/-.

12. PATENTS:

- 12.1 The policy for patents, which are acquired are to be amortized over a period of nine years. Should such patents applied for which are not to be granted, the expenditure in connection therewith is to be written off to the Income and Expenditure Accounts during the year of rejection.

13. RESEARCH ACTIVITIES:

- 13.1. The Research and Development Expenditure comprises all expenditure that are directly attributable to research and development activities or that can be allocated on a reasonable and consistent basis to such activities. Expenditure on Research and Development are recognized as an expense, when it is incurred.

14. SPONSORED PROJECTS:

- 14.1. In respect of ongoing extramural sponsored projects, amounts received from extra mural funding agencies are credited to Current Liabilities. The concerned projects are debited when expenditure are incurred. Fellowships and Scholarships are also received from various funding agencies. These are accounted for in the same way as sponsored projects. Normally, these funds are used for disbursement of fellowships and scholarships, and no assets are created out of such funds. Scholarships and Fellowships granted by the University are treated as revenue expenses under Academic Expenses.


वित्त अधिकारी
तेजपुर विश्वविद्यालय
Officer


Registrar
Tezpur University
Nagaon, Tezpur

15. EARMARKED/ENDOWMENT FUNDS:

- 15.1. The Funds like House Building Advance Fund, Corpus Fund, Endowment Fund, MBA Development Fund, TLC Fund, CODL, RAMP: Ministry of Social Justice, MSJE, Grant for Girls' Hostel under BJYRC, Women Study Centre, Govt. of Assam NSS, HEFA Fund, TU Development Fund, CSAB fund, EWS Schemes for Salary, and Recurring Expenses are earmarked for specific purposes.
- 15.2. Endowment Funds are grants received from various donors and are treated in a manner similar to Earmarked Funds.

16. HOUSE BUILDING FUND:

- 16.1. House Building Fund is revolving fund for granting interest bearing advances to University regular employees.

17. CORPUS/CAPITAL FUND:

- 17.1. Corpus/Capital fund was established in earlier years. Matching UGC contributions, Funds from Philanthropists, Recognition/Affiliation Fees from other Institutions, and contributions from Research Projects are treated as additions to the fund. The income from investment are added (credited) to the fund. The fund is utilized both for capital and revenue purposes. Assets created out of the fund are merged with the assets of the University with corresponding credit to the Capital Fund. Balances are represented by Term Deposits and Bank Balances.

18. CONTINGENT LIABILITIES:

- 18.1. Liabilities, which are material and whose future outcome cannot be ascertained with reasonable certainty, are treated as contingent liabilities and disclosed by way of Notes to the Accounts.

19. PROVISIONS:

- 19.1. A provision is recognized, when the University has a present obligation as a result of past events; it is probable that an outflow of resources will be required to settle the obligations, in respect of which a reliable estimate can be made. Provisions are not discounted to its present value and are determined based on best estimates required to settle the obligations at the Balance Sheet date. These are reviewed at Balance Sheet date and adjusted to reflect the current best estimates.


FINANCE OFFICER

वित्त अधिकारी
तेजपुर विश्वविद्यालय
Finance Officer
Tezpur University


REGISTRAR

Registrar
Tezpur University
Napaam, Tezpur

TEZPUR UNIVERSITY, NAPAAM: TEZPUR

SCHEDULE - 24: CONTINGENT LIABILITIES AND NOTES TO ACCOUNTS

1. CONTINGENT LIABILITIES:

1.1 Claims against the University not acknowledged, as debt is Nil.

1.2 Suits filed against the University are pending in various Hon'ble Courts. Financial liability, if any, in these cases are not ascertainable.

2. INFORMATION RELATING TO THE CAPACITY AND CAPABILITY OF TEZPUR UNIVERSITY:

2.1 The information relating to the capacity and capability of Tezpur University are presented in the Annual Report of the University.

3. FIXED ASSETS:

3.1 Additions made in the year to Fixed Assets out of UGC Grant exhibited in Schedule - 4. The Assets have been set up by credit to Capital Fund as per guidelines.

3.2 Fixed Assets purchased out of project funds have not been included in Schedule - 4, since the ownership of the property remain with sponsoring agencies.

4. NEW PENSION FUND:

4.1 As the Provident Fund Accounts and the New Pension Scheme Account are owned by the members of this fund and not by the University, these accounts are separated from the University's Accounts. A Receipt & Payment Account, an Income & Expenditure Account and the Balance Sheet of the Provident Fund Accounts and the New Pension Scheme for the year 2024-25 have been prepared and appended in the Annual Statement of Accounts of the University for 2024-25 as per guidelines.

5. PREPAID EXPENSES:

5.1. Adjustment has been made for Prepaid Insurance as on 31st March 2025.


वित्त अधिकारी
तेजपुर विश्वविद्यालय
Finance Officer
Tezpur University


Registrar
Tezpur University
Napaam, Tezpur

6. CURRENT ASSETS, LOANS, ADVANCES AND DEPOSITS:

- 6.1 In ordinary course, the Current Assets, Loans, Advances and Deposits have a value on realization equal to the aggregate amount shown in the Balance Sheet.
- 6.2 Accounting Standards-12 (AS-12) is mainly applicable for profit making organizations and applicability of AS-12 to a Central University fully funded through Grants-in-Aid like Tezpur University is not in line. However, ultimately charging depreciation in the Income & Expenditure Account and carrying forward the balance of Income & Expenditure Account to Capital Fund Account will provide the same result.
- 6.3 The details of balances in the Savings Bank Accounts with the Banks are appended to the Schedule-7 of Current Assets.

7. NATIONAL PENSION SCHEME (NPS):

- 7.1 All the regular employees covered under NPS are having PRAN. The amounts deducted from the employees towards NPS subscriptions along with the Employer's Contribution have been remitted to the Central Recordkeeping Agency. A separate NPS Account is appended with the Annual Accounts of the University.

8. GENERAL:

- 8.1 Previous years' figures have been re-grouped and re-classified, wherever necessary, to make them comparable and compatible with those of the Current Year.
- 8.2 The figures have been rounded off to the nearest rupee.
- 8.3 Schedules 1 to 24 are annexed to and form an integral part of the Balance Sheet as at 31st March, 2025 and the Income & Expenditure Account for the year ended on that date.


FINANCE OFFICER
वित्त अधिकारी
तेजपुर विश्वविद्यालय
Finance Officer
Tezpur University


REGISTRAR
Registrar
Tezpur University
Napaam, Tezpur

TEZPUR UNIVERSITY, ASSAM

RECEIPTS AND PAYMENTS ACCOUNT FOR THE YEAR ENDED 31ST MARCH, 2025

(Amount in Rupees)

RECEIPTS	Current Year	Prvious Year	PAYMENTS	Current Year	Prvious Year
I. Opening Balances: (Refer Schedule 7)			I. Expenses		
a) Cash Balance	0	0	a) Establishment Expenses	1,13,69,88,121	1,08,01,30,937
b) Bank Balance			b) Academic Expenses	8,26,26,735	7,58,23,062
In Current Accounts	2,50,040	98,25,980	c) Administrative Expenses	31,99,35,027	28,66,91,216
In MoD	64,86,87,294	0	d) Transportation Expenses	74,62,344	81,00,257
In Savings Accounts	16,22,41,625	59,06,90,448	e) Repairs & Maintenance	3,93,21,041	4,20,39,017
			f) Finance Expenses	1,80,366	3,43,886
II. Grants Received			II. Payment against Other Earmarked/Endowment Funds	0	0
a) From Government of India (Refer Schedule 10)					
For Capital Expenditure	9,50,00,000	7,00,00,000			
For Revenue Expenditure	1,50,50,00,000	1,51,30,00,000			
b) From State Government					
For Capital Expenditure	0	0			
For Revenue Expenditure	0	0			
c) From Other Sources					
For Capital Expenditure	0	0			
For Revenue Expenditure (Corpus)	0	0			
III. Academic Receipts	17,43,59,879	15,97,94,455	III. Payments against Sponsored Projects/Schemes	16,84,92,701	21,15,68,382
IV. Receipts against Sponsored Fellowships/Scholarships	38,01,263	34,43,266	IV. Payment against Sponsored Fellowships/Scholarships	48,11,183	41,48,730
V. Receipts against Sponsored Projects/Schemes	16,13,58,290	16,60,10,481	V. Investments and Deposits made:		
			a) Out of Earmarked/Endowment Funds	0	6,96,82,126
			b) Out of Own Funds (Investments-Others)	0	1,53,71,000
VI. Receipts against Sponsored Fellowships and Scholarships	0	0	VI. Term Deposits with Scheduled Banks	0	0
VII. Income on Investments from			VII. Expenditure on Fixed Assets and Capital Work-in-Progress		
a) Earmarked / Endowment Funds	0	0	a) Fixed Assets	9,88,88,925	5,91,77,729
b) Other Investments	0	0	b) Capital Work-in-Progress	0	29,84,282
Carried Forward	2,75,06,98,391	2,51,27,64,630	Carried Forward	1,85,87,06,443	1,85,60,60,624

FINANCE OFFICER

वित्त अधिकारी
तेजपुर विश्वविद्यालय
Finance Officer
Tezpur University

72

REGISTRAR

Registrar
Tezpur University
Napaam, Tezpur

TEZPUR UNIVERSITY, ASSAM

RECEIPTS AND PAYMENTS ACCOUNT FOR THE YEAR ENDED 31ST MARCH, 2025

(Amount in Rupees)

RECEIPTS		Current Year	Previous Year	PAYMENTS		Current Year	Previous Year
Brought Forward		2,75,06,98,391	2,51,27,84,630	Brought Forward		1,85,87,06,443	1,85,60,60,624
VIII. Interest Received on				VIII. Other Payments including Statutory Payments			
a) Interest on Term Deposit		23,73,976	78,60,348			47,48,10,842	46,52,92,418
b) HBA Account		2,769	2,957				
c) Savings Bank Account		3,22,968	54,67,610				
d) Accrued Interest Received		49,80,629	3,17,67,775				
e) Earmarked and Designated Funds		35,51,307	20,17,151				
IX. Investments encashed		6,00,00,000	17,28,76,840	IX. Refund of Grants		1,56,49,590	30,45,932
X. Term Deposit with Scheduled Banks encashed		0	0	X. a) Deposits & Advances (Refer attached Schedule)		10,05,82,986	9,71,75,767
XI. Other Income				XI. Other Payments			
a) Room Rent		36,68,391	56,12,035	a) CDOL Expenses		22,29,182	17,74,616
b) License Fee		68,90,919	67,44,141	b) CSTT- Scheme of Production of University Level Books in India Language		5,05,096	0
c) TU Guest House Rent		47,12,378	62,76,007	c) Womens Study Centre Expenses		45,29,413	36,16,412
d) Electricity & Water Charges Recovery		90,38,832	83,35,897	d) MBA Executive Programme		29,47,021	34,92,542
e) Consultancy Receipts/Service Charges(SAIC)		11,61,606	12,14,996	e) GOA NSS Expenses		1,59,620	4,84,368
f) Miscellaneous Receipts		19,22,137	59,81,841	f) Corpus Fund		68,41,899	31,73,827
g) Sale of Publications, Prospectus etc		1,18,38,511	96,63,400	g) Endowment Fund Expenses		1,21,635	1,03,017
h) Interest on HB Advance (Revolving Fund)		17,04,578	15,17,007	h) MBA Development Fund Expenses		2,09,077	2,01,097
i) RTI Receipts		110	224	i) NCC Activities		0	28,294
j) Vehicle Hiring Charges		36,950	80,450	j) XII Plan-Establishment and Development of Hindi Department in CU		1,52,725	1,09,897
k) Swimming Pool Charges		0	5,28,130	k) TU Alumni Ednowment Fund		0	265
l) Gate Entry Pass Charges		61,200	54,890	l) AICTE-CAFES NER Hostel Scheme		1,43,19,066	0
m) Laboratory Charges (Medical)		1,05,035	85,267	m) TU Development Fund		94,14,329	1,23,68,953
n) Un-traced Credits		4,23,50,316	3,14,38,887	n) TLC (Self Sustaining)		16,82,944	20,26,500
o) Garbage Disposal Charges		8,96,000	9,07,210	o) HEFA Loan for Construction		18,81,05,074	9,81,08,667
p) Royalty		0	0	p) HEFA Loan for Construction (Provision)		15,37,10,000	15,37,10,000
q) Accomodation Charges		87,825	23,976	q) Revolving Fund House Bulding Advance		47,029	15,17,007
r) Prior Period Income		0	0				
s) Day Care Fee		2,44,800	1,78,838				
XII. Deposits & Advances		6,32,49,264	3,84,99,322	XII. Closing Balances (Refer Schedule 7)			
				a) Cash Balance			0
				b) Bank Balance			
				In Current Accounts		15,80,957	2,50,040
				In Savings Accounts		9,97,05,519	16,22,41,625
				In MoD Account		77,22,29,044	64,86,87,294
XIII. Miscellaneous Receipts including Statutory Receipts		35,32,71,361	34,54,21,180				
XIV. Any Other Receipts							
a) Corpus Fund Receipts		42,89,138	2,65,12,638				
b) For Endowment Fund		1,18,000	0				
c) For AICTE-CAFES,NER Hostel Scheme		0	0				
d) For MBA Executive Programme		39,43,900	53,82,350				
e) For TU Development Fund		2,49,25,000	2,31,80,612				
f) For Womens Study Centre		50,91,445	30,91,848				
g) For Centre for Distance and Open Learning		28,42,679	34,03,282				
h) For MBA Development Fund		5,00,000	16,36,500				
i) For Teaching Learning Centre		12,06,600	25,31,142				
j) For GoA NSS Grant		1,50,000	42,160				
k) For Girls Hostel (BJRCY)		0	0				
l) For HEFA Loan for Construction (Provision)		15,38,90,400	8,45,40,000				
m) For Tezpur University Alumni Endowment Fund		7,002	5,50,000				
n) For HEFA Loan for Construction (Primary Loan)		18,81,05,074	16,72,77,620				
TOTAL		3,70,82,39,491	3,51,34,69,162	TOTAL		3,70,82,39,491	3,51,34,69,162


 वित्त अधिकारी
 TEZPUR UNIVERSITY
 FINANCE OFFICER

73


 REGISTRAR
 Tezpur University

TEZPUR UNIVERSITY, ASSAM
GPF/CPF ACCOUNT
BALANCE SHEET AS AT 31ST MARCH, 2025

(Amount in Rupees)

Previous Year	Liabilities	Amount	Amount	Previous Year	Assets	Amount	Amount
	GPF FUND				INVESTMENTS		
19,22,63,337	As per Last Account	19,77,66,901		22,04,81,513	Fixed Deposits	22,76,81,513	
1,81,49,594	Add: Subscription	1,79,98,813		5,05,95,477	Mutual Funds	49,30,344	
1,26,16,324	Add: Interest Allowed	1,41,97,082		49,30,344	Interest Accrued on FDR's	6,82,14,417	30,08,26,274
0	Less: Prior Period Adjustment	2,84,881		27,60,07,334			
22,30,29,255		22,96,77,915			ADVANCES ETC		
2,52,62,354	Less: Withdrawals	74,42,024	22,22,35,891	15,23,523	GPF	10,97,613	
19,77,66,901				(1,20,940)	CPF	59,060	11,56,673
					Tax on Interest Receivable from IT Dept.		10,10,000
				14,02,583			
	CPF FUND				DEFICIT ACCOUNT		
7,35,07,692	As per Last Account	8,35,03,794		19,87,164	As per Last Account	10,16,851	
32,61,734	Add: University Contribution	32,17,970		82,559	Less: Prior Period Adjustment GPF/CPF	0	
49,23,929	Add: Interest Allowed	57,49,197		7,11,100	Less: Prior Period Interest	10,16,851	
1	Add: Prior Period Adjustment	0		1,76,654	Less: Surplus for the Year	0	0
36,32,384	Add: Subscription	42,83,814		10,16,851			
8,53,25,740		9,67,54,775		28,43,927	CLOSING BALANCES		
18,21,946	Less: Withdrawals	1,23,32,627	8,44,22,148		SBI A/C No. 0000010501586568 (GPF)	41,75,847	41,75,847
8,35,03,794							
	Interest Reserve						
0	Opening Balance	0					
0	Add: Excess of Income over Expenditure	5,10,755					
0	Closing Balance	5,10,755	5,10,755				
28,12,70,695	TOTAL		30,71,68,794	28,12,70,695	TOTAL		30,71,68,794

FINANCE OFFICER

वित्त अधिकारी
तेजपुर विश्वविद्यालय
Finance Officer
Tezpur University

REGISTRAR

Registrar
Tezpur University
Napaam, Tezpur

TEZPUR UNIVERSITY, ASSAM

GPF/CPF ACCOUNT

INCOME AND EXPENDITURE ACCOUNT FOR THE YEAR ENDED 31ST MARCH, 2025

(Amount in Rupees)

Previous Year	Expenditure	Amount	Amount	Previous Year	Income	Amount	Amount
	INTEREST ALLOWED TO SUBSCRIBERS			1,48,671	Bank Interest	1,67,133	
1,26,16,324	Interest Allowed 2024-25			1,75,68,236	FDR Interest	1,89,95,520	
49,23,929	GPF	1,41,97,082					1,91,62,653
0	CPF	57,49,197	1,99,46,279		Prior Period Adjustment-GPF		2,84,881
	Miscellaneous Expenses	500	500		Tax on Interest receivable from IT Dept.		10,10,000
1,76,654	Excess of Income over Expenditure		5,10,755				
1,77,16,907	TOTAL		2,04,57,534	1,77,16,907	TOTAL		2,04,57,534

TEZPUR UNIVERSITY, ASSAM

GPF/CPF ACCOUNT

RECEIPTS AND PAYMENTS ACCOUNT FOR THE YEAR ENDED 31ST MARCH, 2025

(Amount in Rupees)

Previous Year	Receipts	Amount	Amount	Previous Year	Payments	Amount	Amount
34,73,755	OPENING BALANCES			2,52,31,841	WITHDRAWALS ETC		
	SBI A/C No. 0000010501586568 (GPF)	28,43,927	28,43,927	17,69,900	GPF	74,42,024	
					CPF	1,23,32,627	1,97,74,651
1,81,49,594	SUBSCRIPTIONS ETC						
32,61,734	GPF Subscription	1,79,98,813			CHARGES		
36,32,384	CPF Contribution (University)	32,17,970			Bank Charges	0	
	CPF Subscription	42,83,814	2,55,00,597	0	Miscellaneous	9500	9500
1,48,671	BANK INTEREST				ADVANCES, DEPOSITS ETC		
26,381	GPF/CPF	1,67,133		18,00,000	GPF	15,30,000	
22,43,177	Interest on FDR's & MF	0	8,42,077	2,00,000	CPF	3,80,000	19,10,000
	Interest on FDR's	6,74,944					
25,02,127	ADVANCES, DEPOSITS ETC				OTHERS		
95,000	RECOVERIES			4,50,00,000	FDR Made	1,65,00,000	
	GPF Advance	19,55,910			Mutual Fund	0	1,65,00,000
	CPF Advance	2,00,000	21,55,910				
0	OTHERS			28,43,927	CLOSING BALANCES		
3,17,86,510	Mutual Funds	0			SBI A/C No. 0000010501586568 (GPF)	41,75,847	41,75,847
0	FDR Maturity	93,00,000					
1,08,15,235	Miscellaneous Receipts	9,000					
7,11,100	Acrued Interest	7,01,636	1,10,27,487				
	Deficit Account	10,16,851					
7,68,45,668	TOTAL		4,23,69,998	7,68,45,668	TOTAL	4,23,69,998	4,23,69,998

FINANCE OFFICER

REGISTRAR

Registrar

Tezpur University
Napaam, Tezpur

75

वित्त अधिकारी
तेजपुर विश्वविद्यालय
Finance Officer

TEZPUR UNIVERSITY, ASSAM

STATEMENT OF GPF INVESTMENT IN FIXED DEPOSIT AS AT 31.03.2025

Sl. No.	Bank	Branch	ACCOUNT NO.	Date of Investment	Date of Maturity	Rate of Interest	Opening Balance		During the Year		MATURED		Closing Balance	
							Principal	Interest	Principal	Accrued Interest	Principal	Accrued Interest received during the Year	Principal	Interest
1	State Bank of India	TU	32438824162	21.07.24	20.07.27	6.75%	45,00,150	60,70,690	-	14,60,011	-	-	45,00,150	75,30,701
2	Punjab National Bank	Tezpur	0010109073832	12.04.24	12.04.27	7.00%	27,99,850	33,17,873	-	4,36,233	-	-	27,99,850	37,54,106
3	Punjab National Bank	Tezpur	0010109056932	15.06.24	15.06.25	6.75%	47,29,828	46,23,034	-	6,48,144	-	-	47,29,828	52,71,178
4	IDBI	Tezpur	1158106000031231	27.12.24	10.05.26	6.80%	51,82,134	4,47,882	-	4,06,102	-	-	51,82,134	8,53,984
5	IDBI	Tezpur	1158106000031222	25.12.24	25.12.26	6.80%	26,67,749	2,31,661	-	2,09,103	-	-	26,67,749	4,40,764
6	Punjab National Bank	Napam	718700PU00000042	26.05.24	26.05.25	6.75%	20,00,000	15,38,701	-	2,46,936	-	-	20,00,000	17,85,637
7	State Bank of India	TU	37695100997	09.05.18	31.12.23	3.60%	-	10,13,773	-	-	10,13,773	-	-	-
8	State Bank of India	TU	37716956095	23.04.24	12.04.26	6.80%	1,30,00,000	67,57,247	-	20,32,886	-	-	1,30,00,000	87,90,133
9	Bandhan Bank	Tezpur	10200001141658	10.12.23	10.11.25	7.25%	1,40,00,000	37,32,422	-	3,38,793	-	-	1,40,00,000	40,71,215
10	Bandhan Bank	Tezpur	10200006575454	18.09.24	18.09.26	7.25%	1,00,00,000	23,18,252	-	2,34,972	-	-	1,00,00,000	25,53,224
11	Bandhan Bank	Tezpur	10200006575434	18.09.24	18.09.26	7.25%	1,00,00,000	23,18,252	-	2,34,972	-	-	1,00,00,000	25,53,224
12	Bandhan Bank	Tezpur	10200006575404	18.09.24	18.09.26	7.25%	1,00,00,000	23,18,252	-	2,34,972	-	-	1,00,00,000	25,53,224
13	Bandhan Bank	Tezpur	10200006575304	18.09.24	18.09.26	7.25%	1,00,00,000	23,18,252	-	2,34,972	-	-	1,00,00,000	25,53,224
14	Bandhan Bank	Tezpur	10200006575524	18.09.24	18.09.26	7.25%	1,00,00,000	23,18,252	-	2,34,972	-	-	1,00,00,000	25,53,224
15	Indusind Bank	Tezpur	300924732071	24.06.24	24.06.26	7.75%	57,00,000	6,81,702	-	11,68,936	-	-	57,00,000	18,50,638
16	Indusind Bank	Tezpur	300951622383	13.02.23	13.05.26	7.50%	1,54,33,488	12,05,387	-	24,76,388	-	-	1,54,33,488	36,81,775
17	Indusind Bank	Tezpur	300951625391	13.02.23	13.05.26	7.50%	1,95,00,000	15,22,988	-	31,28,881	-	-	1,95,00,000	46,51,869
18	Union Bank	Tezpur	546503030002965	27.01.23	27.01.26	7.30%	45,00,000	4,00,257	-	1,88,025	-	-	45,00,000	5,88,282
19	Punjab National Bank	Napam	718700UI00000058	30.03.23	24.01.25	7.30%	93,00,000	7,01,636	-	-	93,00,000	7,01,636	-	-
20	Canara Bank	Tezpur	145000453527/1	06.01.25	06.01.26	7.68%	4,50,00,000	8,38,125	-	35,24,966	-	-	4,50,00,000	43,63,091
21	Axis Bank	Tezpur	924040057842337	13.02.24	24.02.27	7.10%	1,10,83,369	1,05,769	-	2,09,372	-	-	1,10,83,369	3,15,141
22	Axis Bank	Tezpur	924040057915257	14.02.24	24.02.27	7.10%	1,10,84,945	1,03,668	-	2,09,362	-	-	1,10,84,945	3,13,030
23	Punjab & Sind Bank	Tezpur	13781400001027	06.02.25	15.08.26	7.50%	-	-	1,65,00,000	1,89,617	-	-	1,65,00,000	1,89,617
TOTAL (A)							22,04,81,513	4,48,84,074	1,65,00,000	1,80,48,615	93,00,000	17,15,409	22,76,81,513	6,12,17,280
1	SBI MUTUAL FUND	Tezpur	Folio-17357024	NA	NA	NA	49,30,344	57,11,402	-	12,85,734	-	-	49,30,344	69,97,136
TOTAL (B)							49,30,344	57,11,402	-	12,85,734	-	-	49,30,344	69,97,136
TOTAL (A + B)							22,54,11,857	5,05,95,476	1,65,00,000	1,93,34,349	93,00,000	17,15,409	23,26,11,857	6,82,14,416

FINANCE OFFICER

वित्त अधिकारी
तेजपुर विश्वविद्यालय
Finance Officer
Tezpur University

REGISTRAR

Registrar
Tezpur University
Napaam, Tezpur

TEZPUR UNIVERSITY, ASSAM
NEW PENSION SCHEME
RECEIPTS AND PAYMENTS ACCOUNT FOR THE YEAR ENDED 31ST MARCH, 2025

Previous Year	Receipts	Amount	Previous Year	Payments	Amount
3,55,076	OPENING BALANCES				
74,948	Opening Balance as on 01.04.2024	14,90,450	4,67,07,116	REMITTANCE TO NSDL TRUST	
	Less: Adjustment of Opening Balance	47	6,53,52,919	Employees' Share (Regular)	5,25,41,905
			2,77,029	Employers' Contribution (Regular)	7,36,84,847
			3,87,849	Employees' Share (Womens' Study Centre)	2,99,732
				Employers' Contribution (Womens' Study Centre)	4,19,623
4,71,48,956	SUBSCRIPTIONS				
2,77,029	Regular Employee	5,19,20,889			
	Womens' Study Centre	2,99,732	0	INVESTMENT	0
6,59,71,505	EMPLOYERS' CONTRIBUTION				
3,87,849	Regular Employee	7,28,15,460			
	Womens' Study Centre	4,19,623			
0	INVESTMENT ENCASHED	0			
0	INTEREST RECEIVED ON INVESTMENT/ SB ACCOUNT	0	14,90,450	CLOSING BALANCES	
				Closing balance as on 31.03.2025	0
11,42,15,363	TOTAL	12,69,46,107	11,42,15,363	TOTAL	12,69,46,107

NEW PENSION SCHEME
INCOME AND EXPENDITURE ACCOUNT FOR THE YEAR ENDED 31ST MARCH, 2025

Previous Year	Expenditure	Amount	Previous Year	Income	Amount
0	Interest Credited to Subscribers'Accounts	0	0	Interest Earned on Investment	0
0	Bank Charges	0	0	Less: Interest Accrued on 31.03.2025	0
0	Excess of Income over Expenditure	0	0	Interest Accrued but not due	0
0	TOTAL	0	0	TOTAL	0

NEW PENSION SCHEME
BALANCE SHEET AS AT 31ST MARCH, 2025

Previous Year	Liabilities	Amount	Previous Year	Assets	Amount
3,55,076	Opening Balance	14,90,450			
74,948	Less: Adjustment of Opening Balance	47	43,69,706	Add : Subscription for March 2025	
			61,17,491	Employees' Share (Regular)	45,45,894
			25,344	Employers' Contribution (Regular)	63,64,187
			35,481	Employees' Share (Womens' Study Centre)	26,266
				Employers' Contribution (Womens' Study Centre)	36,772
4,71,48,956	Add: Subscription				
2,77,029	Regular Employee	5,19,20,889		0	Outstanding Employees' Subscription on Arrear Salary
	Womens' Study Centre	2,99,732			35,403.0
				0	Investment
					0
6,59,71,505	Add: Employers' Contribution			0	Interest Accrued but not due
3,87,849	Regular Employee	7,28,15,460			0
	Womens' Study Centre	4,19,623			
0	Add: Interest Credited	0			
43,69,706	Add : Subscription for March 2025				
61,17,491	Employees' Share (Regular)	45,45,894			
25,344	Employers' Contribution (Regular)	63,64,187			
35,481	Employees' Share (Womens' Study Centre)	26,266			
	Employers' Contribution (Womens' Study Centre)	36,772			
0	Outstanding Employees' Subscription on Arrear Salary	35,403			
0	Add: Prior Period Adjustment	0	14,90,450	Balance at Bank/ Closing Balance	0
11,20,60,035	Less: Paid to NSDL Trust				
	Employees' Subscription (Regular Employee)	5,25,41,905			
	Employers' Contribution (Regular Employee)	7,36,84,847			
6,64,878	Employees' Subscription (Womens' Study Centre)	2,99,732			
	Employers' Contribution (Womens' Study Centre)	4,19,623			
1,20,38,472	TOTAL	1,10,08,522	1,20,38,472	TOTAL	1,10,08,522